

34774

RECEIVED AND PLACED ON FILE – BOARD OF TRUSTEES

COMMUNITY COLLEGE DISTRICT NO. 508

April 13, 2023

CITY COLLEGES[®]
OF CHICAGO

Chancellor's Equitable Outcomes Fund

April 2023

Equity Goals

Long-term Goal:

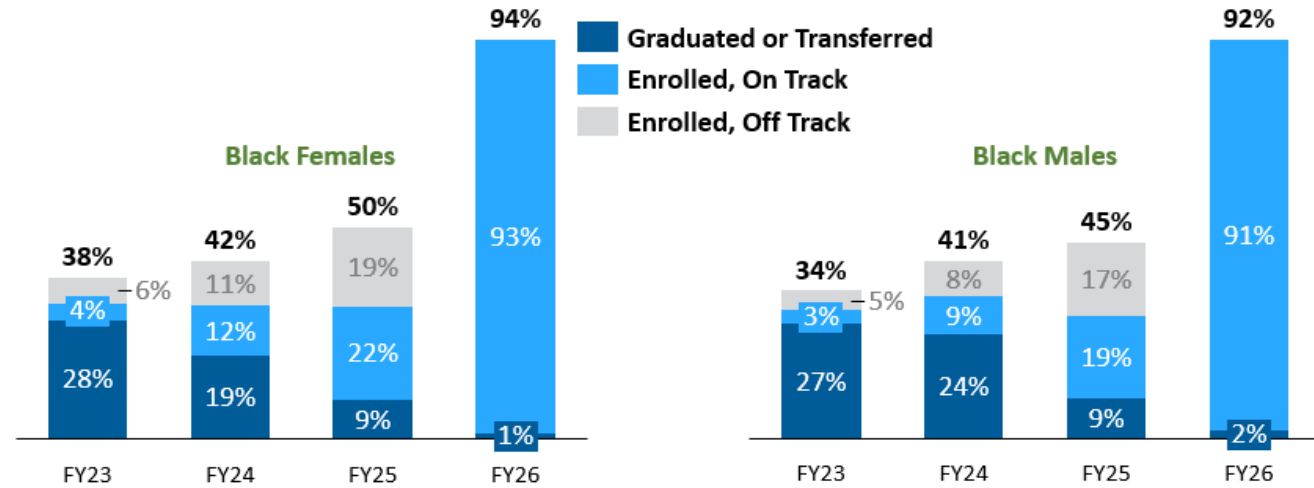
Four-Year Outcomes Measure Universal Target of 55% by FY32

Short-term Goal:

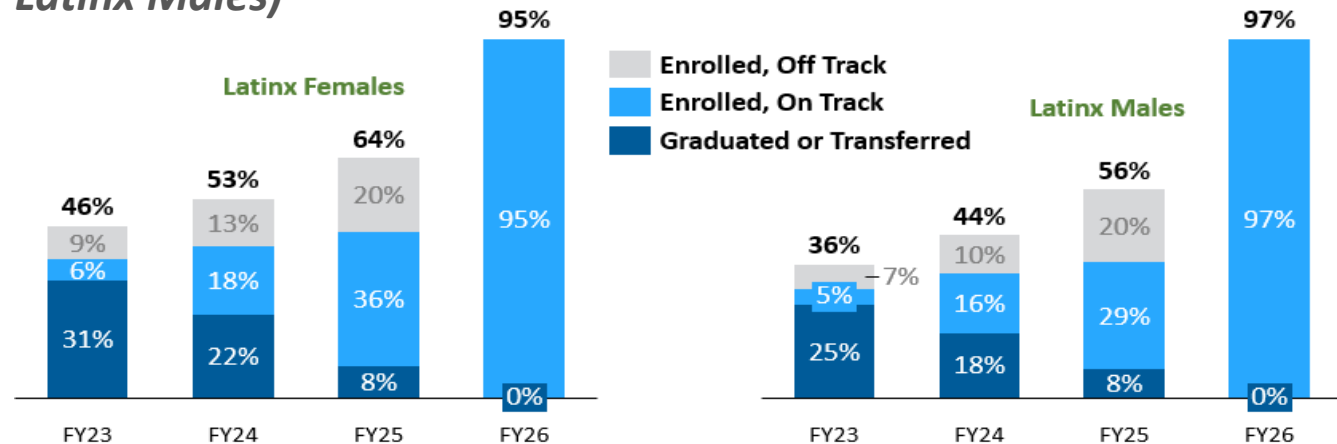
Achieve 30% progress to goal by FY26

- 38% for Black students
- 42% for Latinx students

4-year Outcome Measure Cohorts, FA22 Status (Black Females and Black Males)



4-Year Outcome Measure Cohorts, FA22 Status (Latinx Females and Latinx Males)

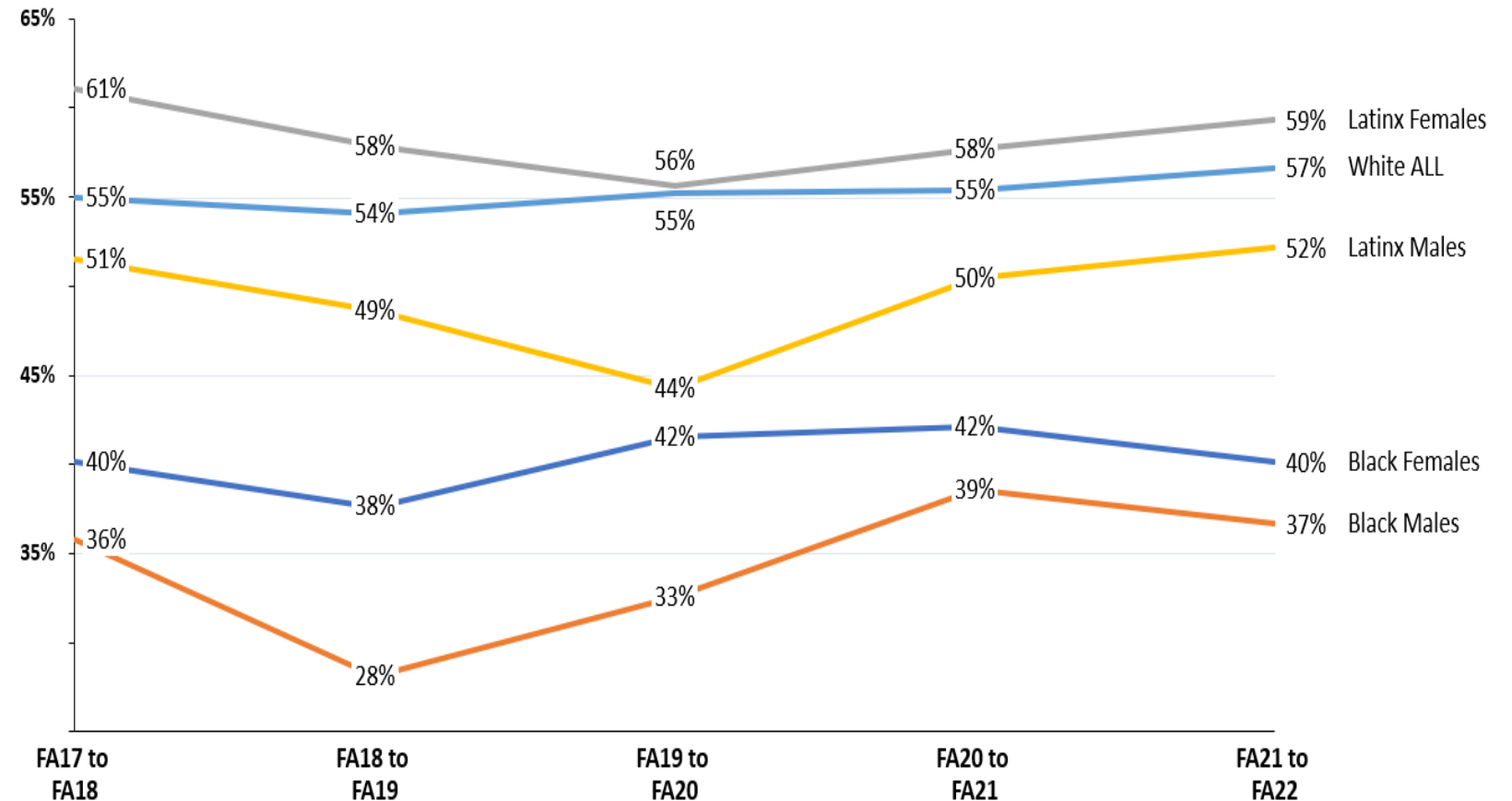


First-Year Fall-to-Fall Retention

- While equitable completion rates represent the “finish line” for our ambitious institutional goal, student success starts early in the student lifecycle.
- We lose about half of our first-year, credential-seeking students of color before they get to their second fall at CCC

In order to begin closing outcome gaps, CCC must begin by focusing on increasing first-year retention for Black and Latinx students.

First-Year Student* Fall-to-Fall Retention, 5-year Trend



First-Year Equitable Outcomes Fund

Project Objectives

- Improve first-year fall-to fall retention rates for Black and Latinx credit, credential-seeking students.
- Invest financial resources into colleges who develop and execute successful Black and Latinx student retention strategies and practices, with the hope and intention that these investments will help colleges build on initial promise and success, ultimately leading to scalable solutions that can be leveraged throughout the District.

First-Year Student Retention Outcome Report

First-Year Student Retention Report: Daley College

A] First-Year Student **FA22-to-FA23** Retention Outcomes

	FA21-FA22 Actual	FA23 Floor	FA23 Reach	FA22-FA23 Actual	Result (Miss, Floor, or Reach)
All First-Year Students	48% (n = 708)	53%*	55%*		
FY Latinx		March 2023*	March 2023*		
FY Black		March 2023*	March 2023*		

B] First-Year Student **SP23-to-FA23** Retention Outcomes

	SP22-FA22 Actual	FA23 Floor	FA23 Reach	SP23-FA23 Actual	Result (Miss, Floor, or Reach)
All First-Year Students	53% (n = 256)	56%*	58%*		
FY Latinx		March 2023*	March 2023*		
FY Black		March 2023*	March 2023*		

Award Structure

Achievement	Award
Achieve reach targets for [a] SP-to-FA All FY, [b] FA-to-FA All FY, [c] AND FA-to-FA lowest-performing subcohort	\$250,000
Achieve reach targets for [a] SP-to-FA All FY, [b] FA-to-FA All FY, [c] OR FA-to-FA lowest-performing subcohort	\$50,000 each
Achieve FA-to-FA or SP-to-FA reach target for the Black or Latinx subcohort	\$20,000 each

First-Year Equitable Outcomes Fund

Project Timeline

- **Feb 2023:** Project Launch
- **March/April 2023:** Colleges confirm subcohort retention targets for Black and Latinx FY students
- **Feb/March 2023 – Aug 2023:** Colleges execute retention strategies
- **Sep – Oct 2023:** Colleges prepare retention outcome reports + presentations
- **Nov – Dec 2023:** Report/presentation review
- **Jan/Feb 2024:** Announcement of awards

Appendix

Retention Calculation Methodologies

► FY Student Fall-to-Fall Retention Cohort

- All credential-seeking students who are new to CCC, enrolled in credit in a given fall,
- Includes [1] transfer-ins, if they have never attended CCC, [2] summer starters who also enroll in the fall, [3] and prior Early College students who have matriculated to credential-seeking,
- Excludes current Early College students
- Students who earn any credential prior to their 2nd fall term are removed from calculation

► FY Student Spring-to-Fall Retention Cohort

- All credential-seeking students who are new to CCC, enrolled in credit in a given spring
- Includes transfer-ins, if they have never attended CCC; summer starters who also enroll in the fall; and prior Early College students who have matriculated to credential-seeking
- Excludes current Early College students
- Students who earn any credential prior to their 1st fall term are removed from calculation