

34658

RECEIVED AND PLACED ON FILE  
BOARD OF TRUSTEES COMMUNITY  
COLLEGE DISTRICT NO. 508  
NOVEMBER 3, 2022

# Fall 2022 Enrollment Update

November 3, 2022

HAROLD WASHINGTON • HARRY S TRUMAN • KENNEDY-KING • MALCOLM X • OLIVE-HARVEY • RICHARD J. DALEY • WILBUR WRIGHT

**CITY COLLEGES**<sup>®</sup>  
OF CHICAGO

# Executive Summary

## Fall 2022 Total Enrollment Benchmarking



- ICCB Total Headcount (Credit and Adult Education combined) district for Fall 2022 increased 7% (2,233 students) as compared to last fall.
- Six colleges experienced an increase in total headcount enrollment from last year; HW was the only CCC college to experience a decline in total headcount enrollment by 3%

## Fall 2022 Enrollment Highlights



- Credit headcount at census date was up 4% in Fall 2022 compared to the prior year's census headcount
- Adult Education headcount at census date was up nearly 17% in Fall 2022 compared to the prior year's census headcount
- New student enrollment increased nearly 16% while declines in returning students have slowed.

## Fall 2022 Performance Management and Operational Updates



- CCC surpassed the Fall enrollment performance management target of a 30% admitted to enroll yield rate, contributing to new and stop-in student enrollment growth

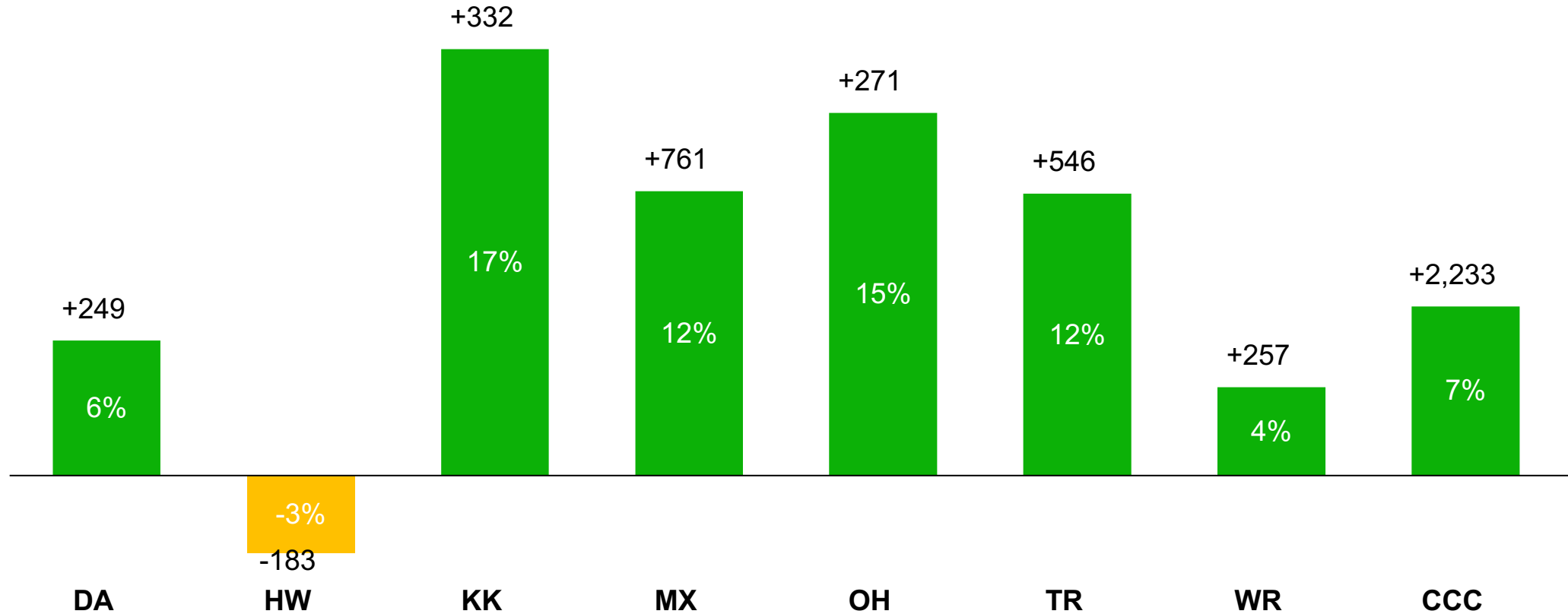


# **Fall 2022 Enrollment Benchmarking: State & National**

**November 3, 2022**

# ICCB Census Headcount Enrollment increased by 7% compared to last fall

Six colleges experienced YOY gains.



	DA	HW	KK	MX	OH	TR	WR	CCC
<b>Fall 2021</b>	<b>4,545</b>	<b>5,750</b>	<b>1,903</b>	<b>6,551</b>	<b>1,831</b>	<b>4,749</b>	<b>7,236</b>	<b>32,565</b>
<b>Fall 2022</b>	<b>4,794</b>	<b>5,567</b>	<b>2,235</b>	<b>7,312</b>	<b>2,102</b>	<b>5,295</b>	<b>7,493</b>	<b>34,798</b>

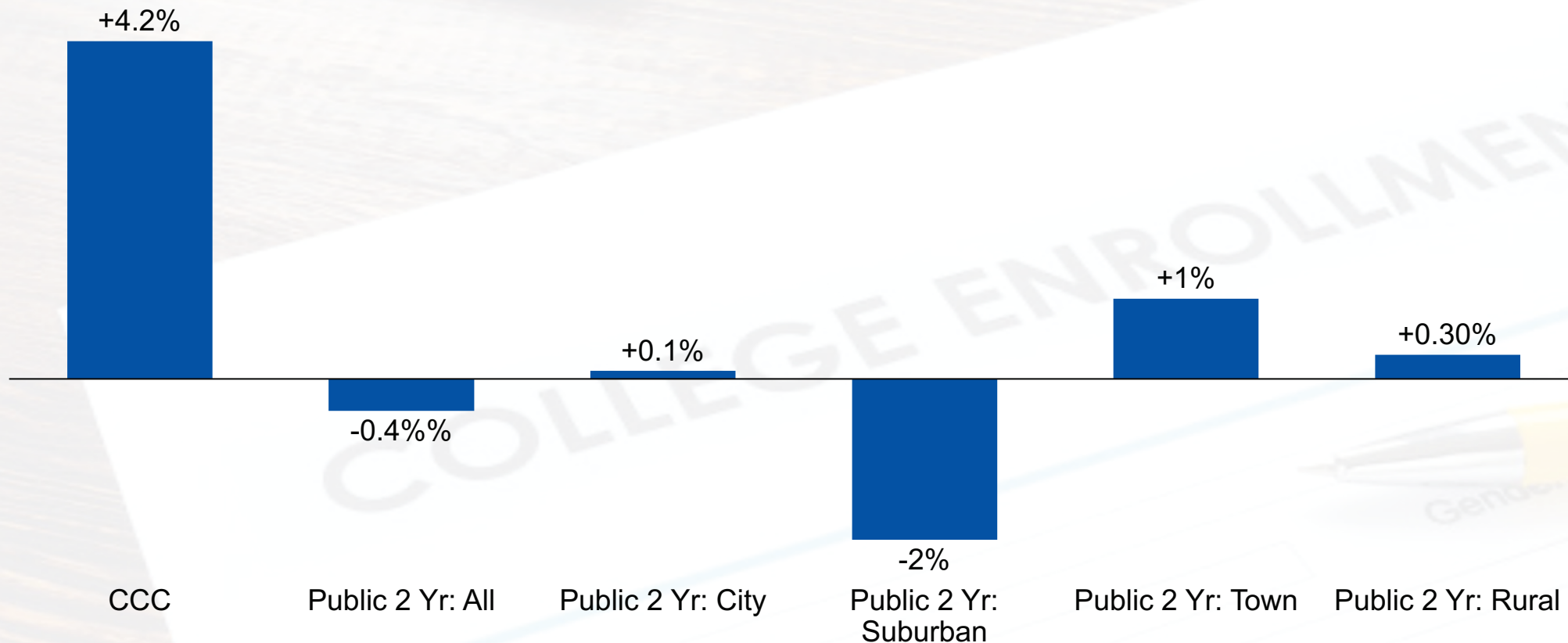
\*As of Census Date 9/29/2022

\*\* N Values not available

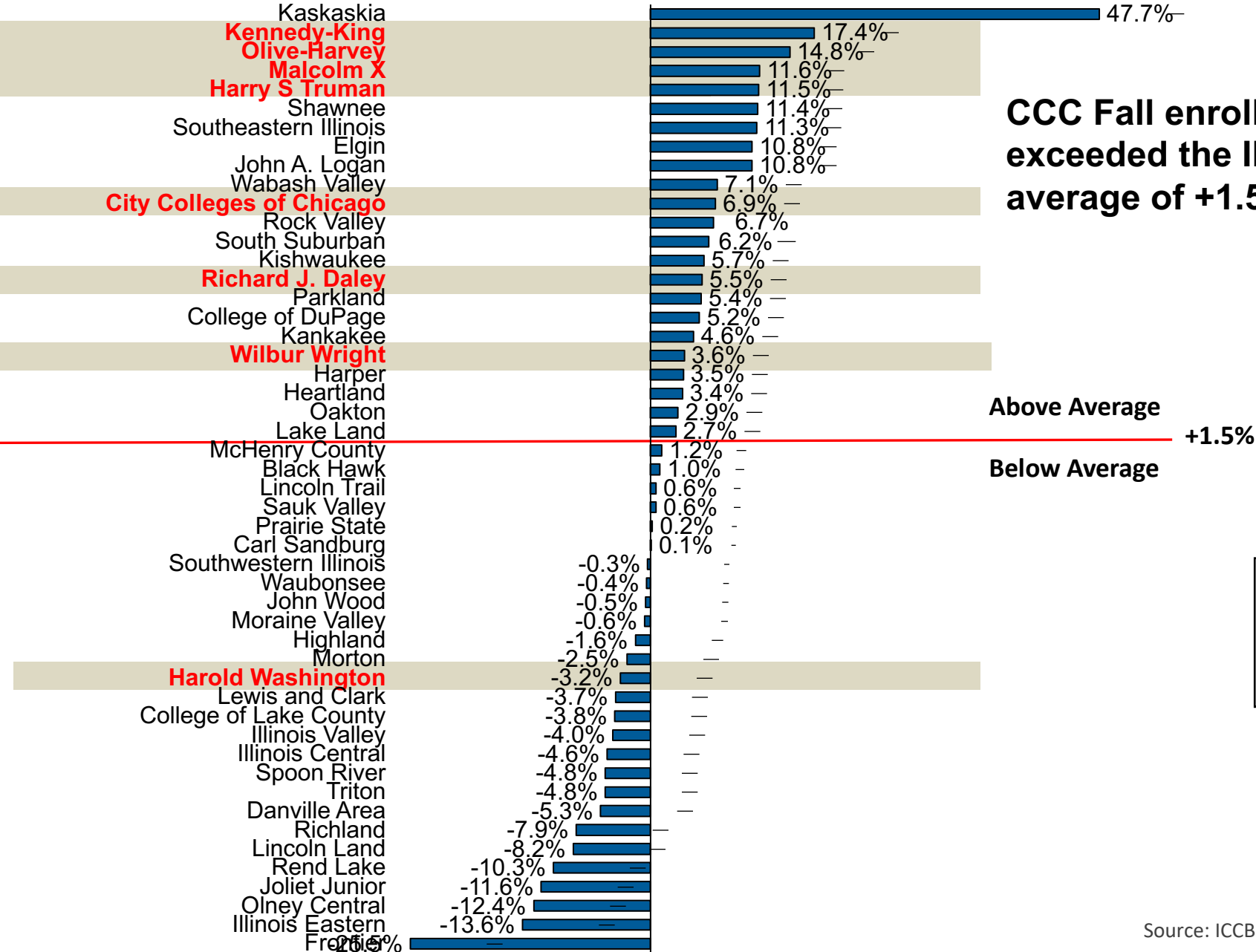
Source: ICCB Fall 2022 Census Enrollment by Career Results report – Table 1; Includes Credit and Adult Education Headcount Enrollment

# CCC outperformed 2-year public colleges nationally in the change in fall undergraduate enrollment

Fall 2022 YOY Undergraduate Enrollment Change by Urbanicity



# ICCB Total Headcount Enrollment\*:% Change FA21-FA22



**CCC Fall enrollment growth (6.9%) exceeded the Illinois community college average of +1.5%**

**Above Average**  
**Below Average**

**-2.03%** is the average statewide change in headcount enrollment from Fall 2021 to Fall 2022, **excluding** CCC and Illinois Eastern

Source: ICCB Spring 2022 Enrollment report – Table 2

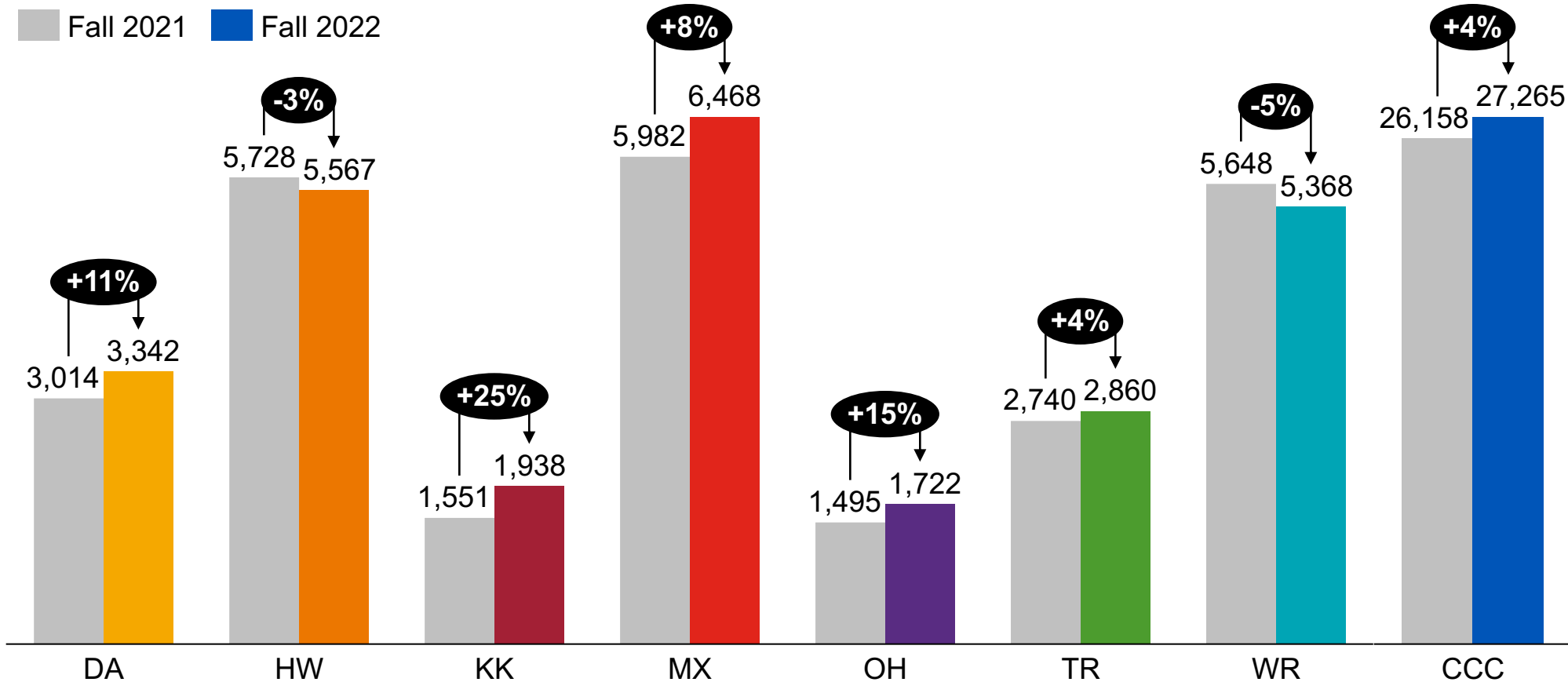


# Fall 2022 Enrollment Snapshot

November 3, 2022

# Credit headcount at Census date was up 4% in Fall 2022 compared to the prior year's Census headcount

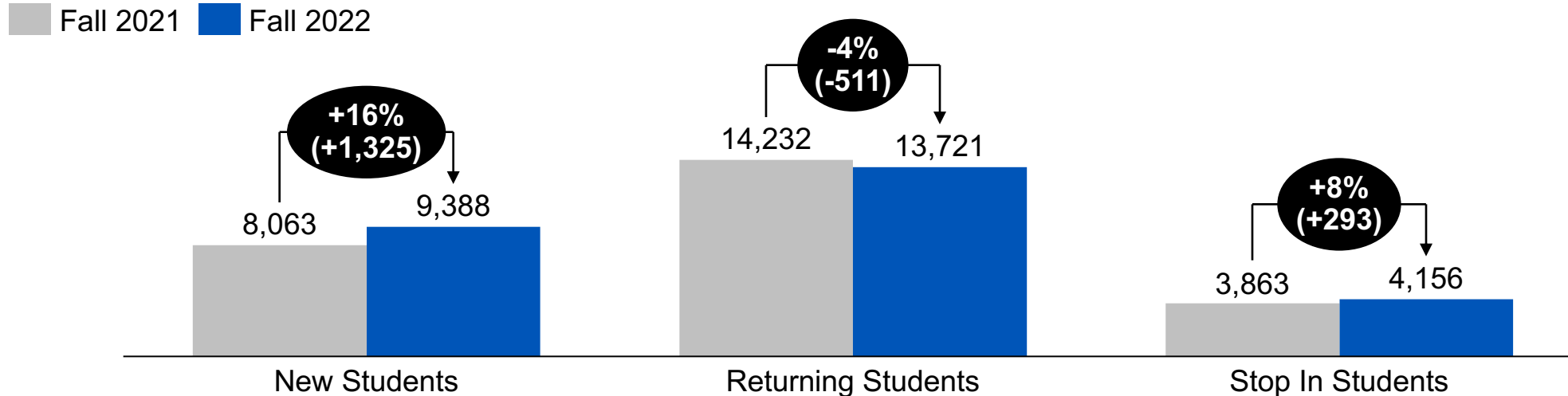
**Census Date Unduplicated Credit Headcount by Home College, Fall 2021 – Fall 2022**





# New student enrollment increased nearly 16% while declines in returning students have slowed.

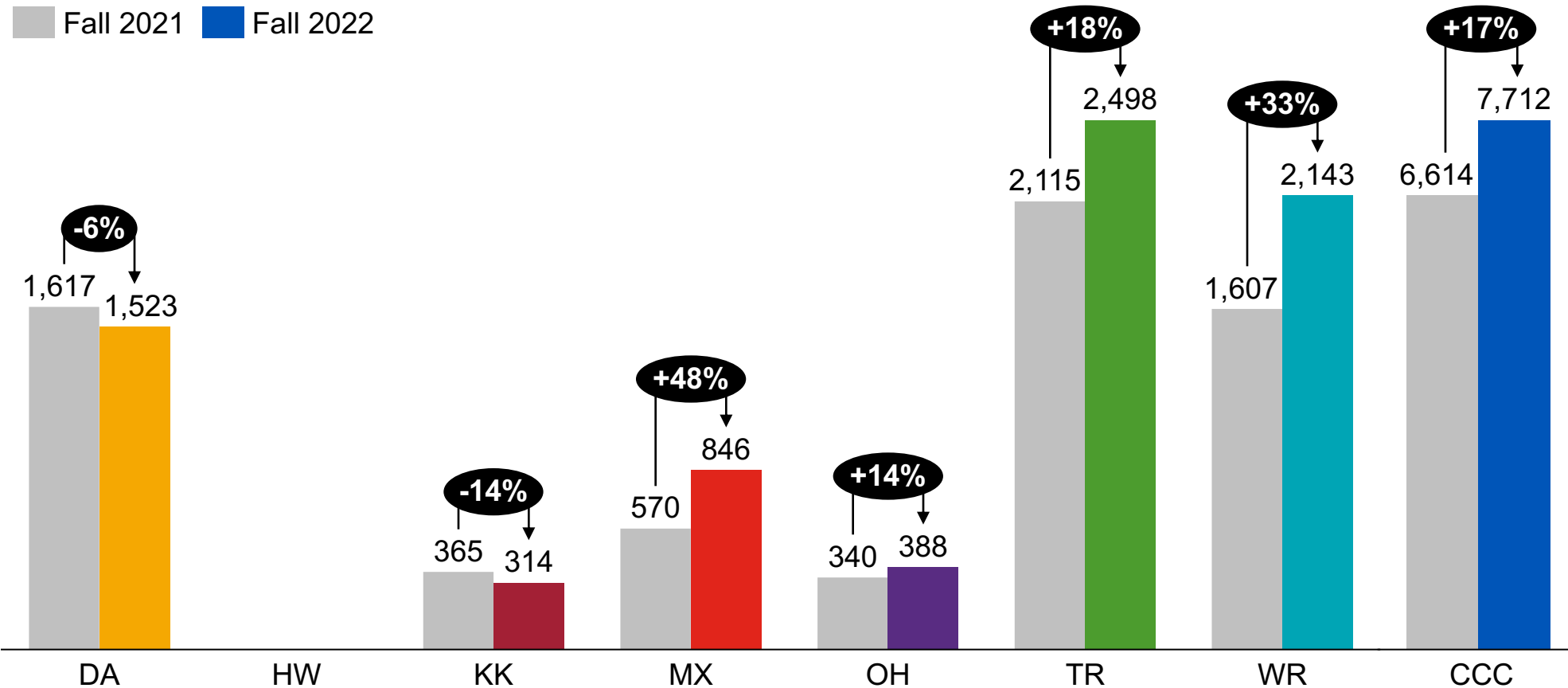
Census Date Unduplicated Credit Headcount by Student Type and Home College, Fall 2021 – Fall 2022



	New Students	Returning Students	Stop In Students
DA	+33% YOY (+335 students)	+8% YOY (+117 students)	-20% YOY (-124 students)
HW	+2% YOY (+43 students)	-9% YOY (-289 students)	+12% YOY (+85 students)
KK	+22% YOY (+145 students)	+23% YOY (+147 students)	+36% YOY (+95 students)
MX	+32% YOY (+461 students)	-4% YOY (-140 students)	+17% YOY (+165 students)
OH	+17% YOY (+112 students)	+8% YOY (48 students)	+27% YOY (+67 students)
TR	+26% YOY (+195 students)	-7% YOY (-110 students)	+9% YOY (+35 students)
WR	+2% YOY (+34 students)	-9% YOY (-284 students)	-4% YOY (-30 students)

# Adult education headcount at Census date was up nearly 17% in Fall 2022 compared to the prior year's Census headcount

## Census Date Unduplicated Adult Education Headcount by Home College, Fall 2021 – Fall 2022



### HIGHLIGHTS

Growth is driven by an increase in ESL enrollment

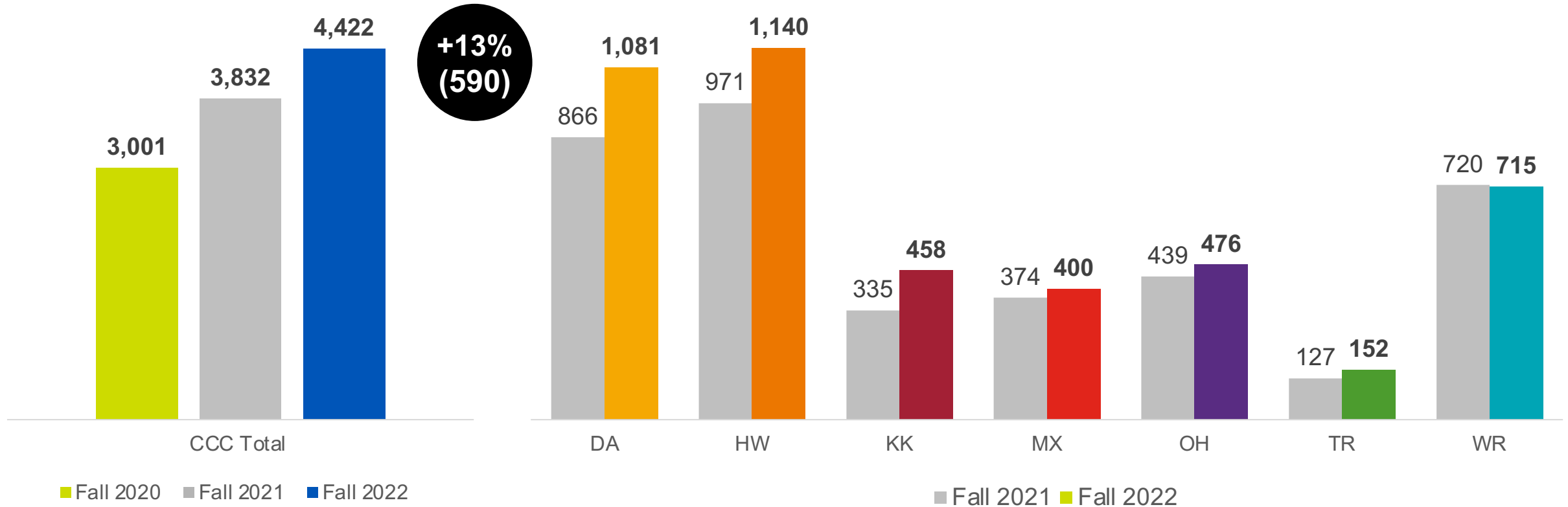
Strategies included:

- Reopening community and CPS off-sites
- Building partnerships with CPS Parent University sites, Foreign Consulates, sister agencies, and industry-based sites
- Returned to majority in-person classes while still offering remote & hybrid classes for students who wish to continue their education online

## The Chicago Roadmap strategy continues to increase Early College enrollment (most notably in Dual Credit courses).

- Post-Secondary Navigator outreach yields 48% conversion rates of applicant to enrolled students
  - Navigators also enrolled 500 more students in their outreach group this year than last year
- **Strategic expansion of new courses within existing high schools offering Dual Credit & new instructional models also contributed to Early College growth**

### Early College YoY Change Fall 2021 to Fall 2022





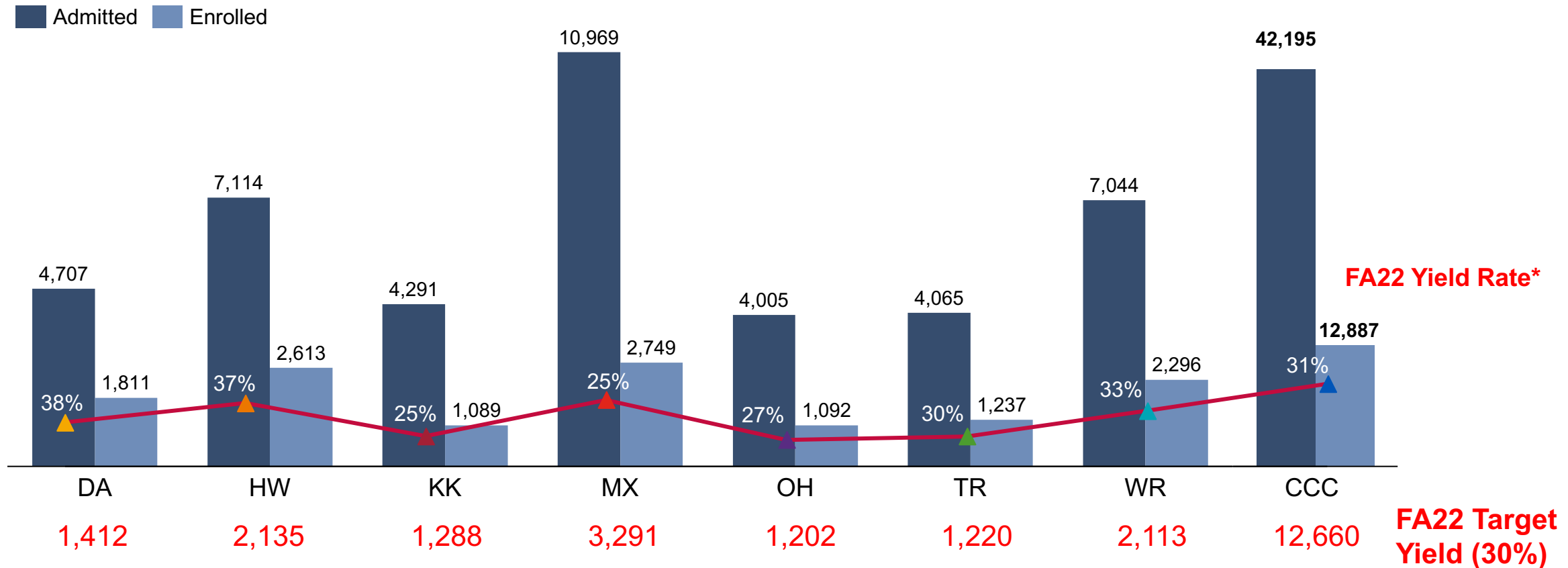
# **Fall 2022 Performance Management and Operational Updates**

**November 3, 2022**

# Application Yield Rate Performance: CCC surpassed the Fall yield target by 1 percentage point

**New Student Focus:** Minimum target of 30% admitted to enrolled

## Fall 2022 Enrolled Credit Students Compared to Target Yield Rate (as of 10/24/2022)



\*yield as of 10-24-22 with duplicate & suspicious applications removed  
Source: SEM Dashboard pulled 10-25-22