

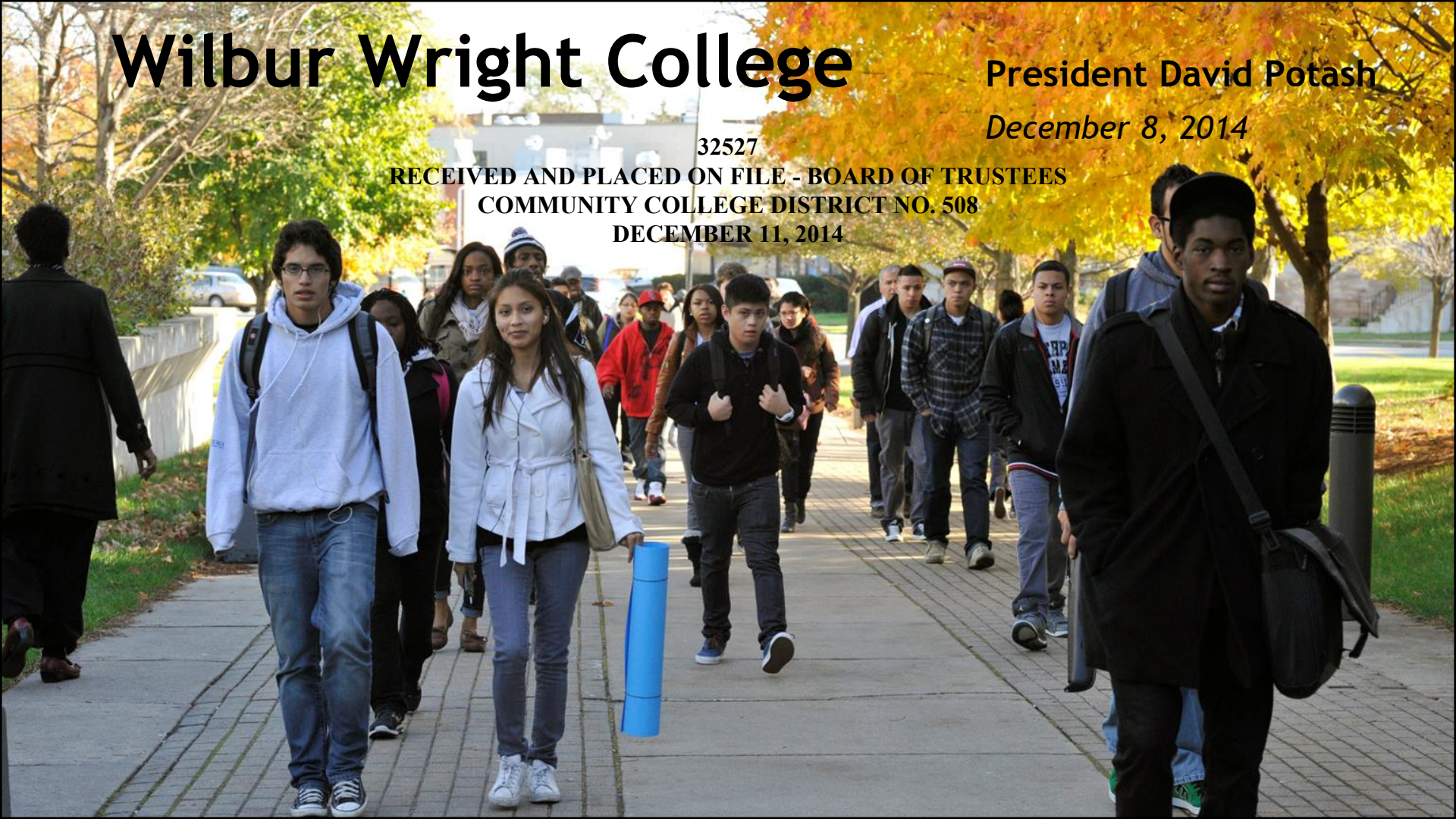
Wilbur Wright College

President David Potash

December 8, 2014

32527

**RECEIVED AND PLACED ON FILE - BOARD OF TRUSTEES
COMMUNITY COLLEGE DISTRICT NO. 508
DECEMBER 11, 2014**





Enrollment

Enrollment
23,313

Credit
12,773

Adult Ed
6,495


**Professional &
Personal
Development-**
4,598



FT Employees

FT
Employees
292 (37%)

Faculty
106



Humboldt Park

HPVEC

Enrollment

- Credit: 773
- Adult Education: 460
- Prof. & Personal Development: 40

Programs

- General Education
- Career - Manufacturing, Healthcare

Dean Ken Santiago

Capital Expansion



1,

0

0

0

DEGREES!

Completion Successes at Wright College During FY 2014

(preliminary results)

| Metric | Target | Actual |
|---|---------------------------|---------------------------|
| Completion: IPEDS FY 2014 | <u>13%</u> - 146 students | <u>15%</u> - 171 students |
| Completion: Total Degrees FY 2014 | 854 Degrees | 1,031 Degrees |
| Completion: Total Certificates FY 2014 | 775 Certificates | 770 Certificates |
| Completion: Total Degrees and Certificates FY 2014 | 1,629 | 1,801 |

Transfer Success

43% of graduates transferred to four-year college or university within two years



Mount Holyoke & Smith College Partnership

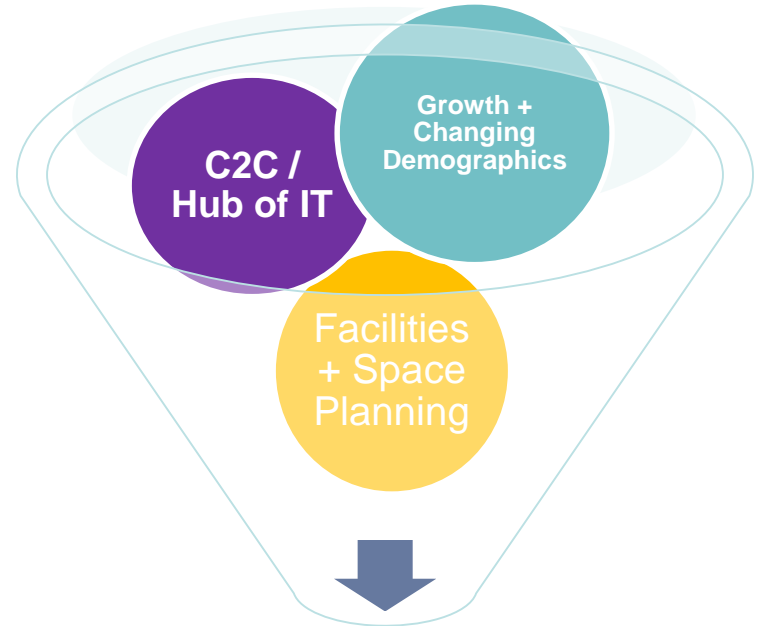
engineering pathways

Guaranteed admission to University of Illinois Engineering

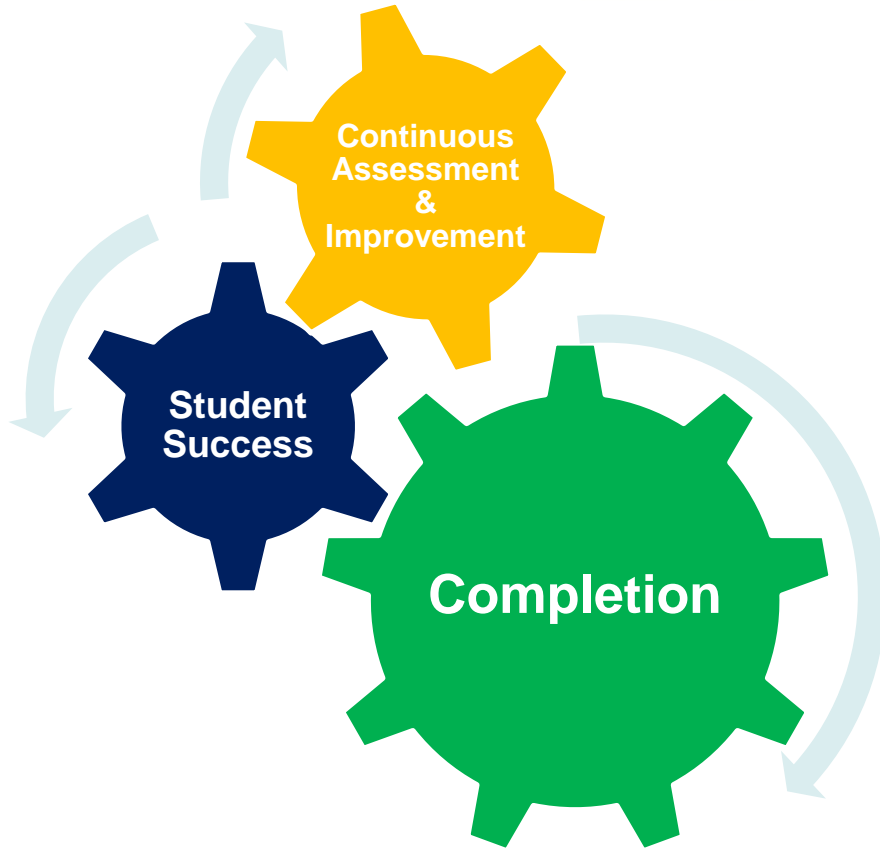


CITY COLLEGES OF CHICAGO
Wilbur Wright
Education that Works

Challenges & Opportunities

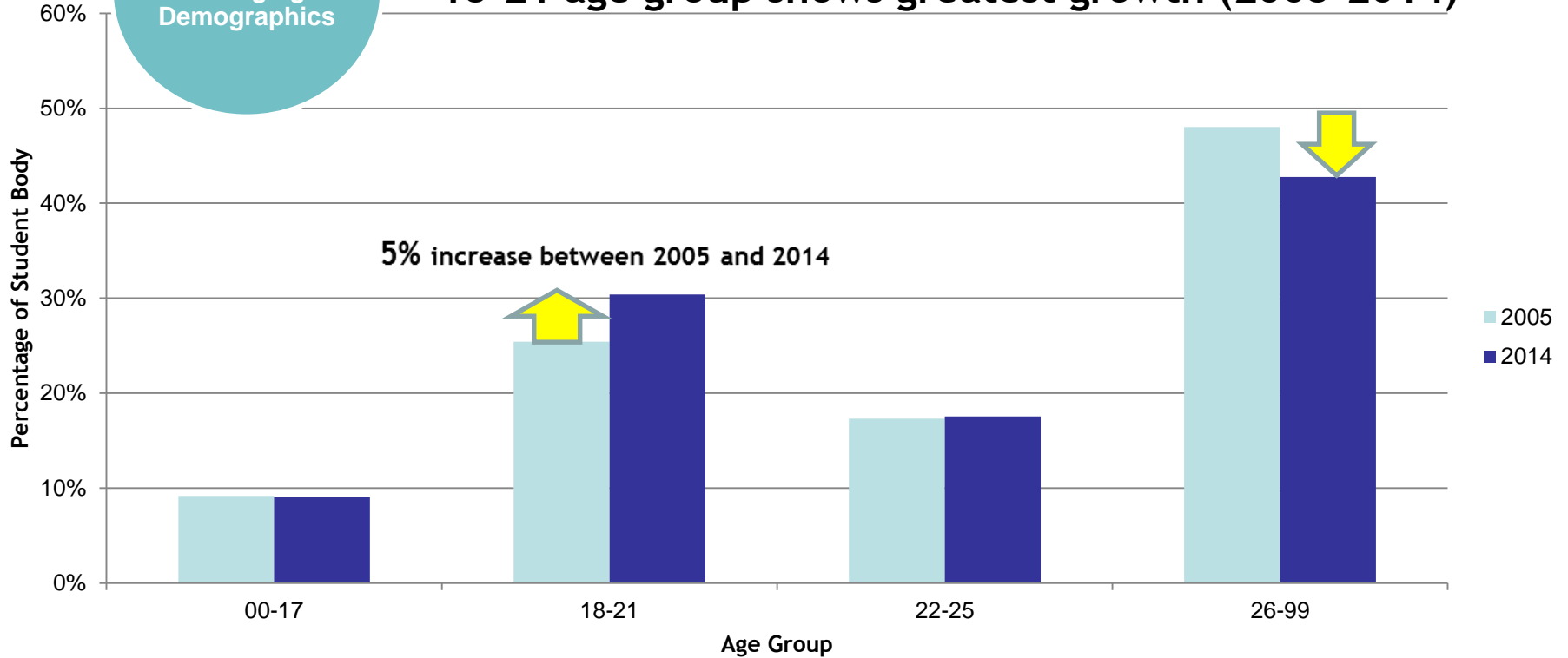


How will we respond?



Growth +
Changing
Demographics

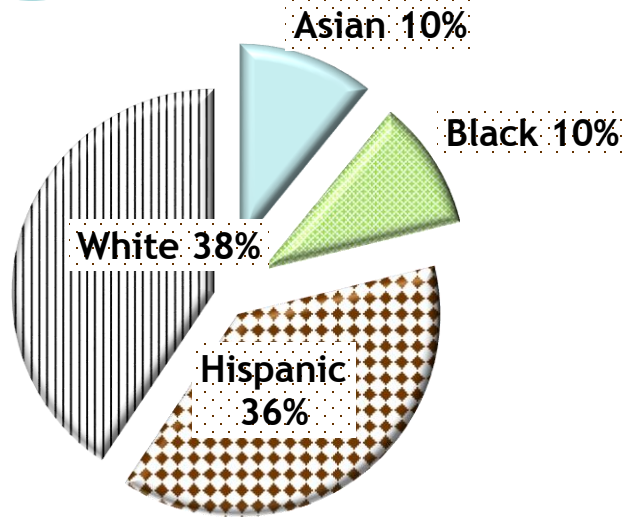
Wright College students trending younger: 18-21 age group shows greatest growth (2005-2014)



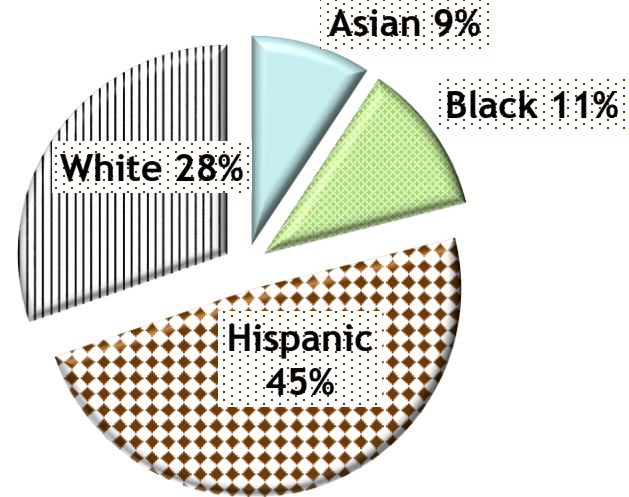
Growth +
Changing
Demographics

Credit program serving an increasing number of Hispanic students, earning federal HSI designation

2005



2014



Changing
Student
Population

Block
Programming

- Data supports cohort-based learning
- Fall 2014: 8 pilot blocks for full-time, first-time students
- Blocks feature College Success courses
- Steering committee and collaboration between faculty, staff + advisors
- Student, faculty, advisor surveys
- Student performance analysis
- AQIP Action Project: First-Year Experience



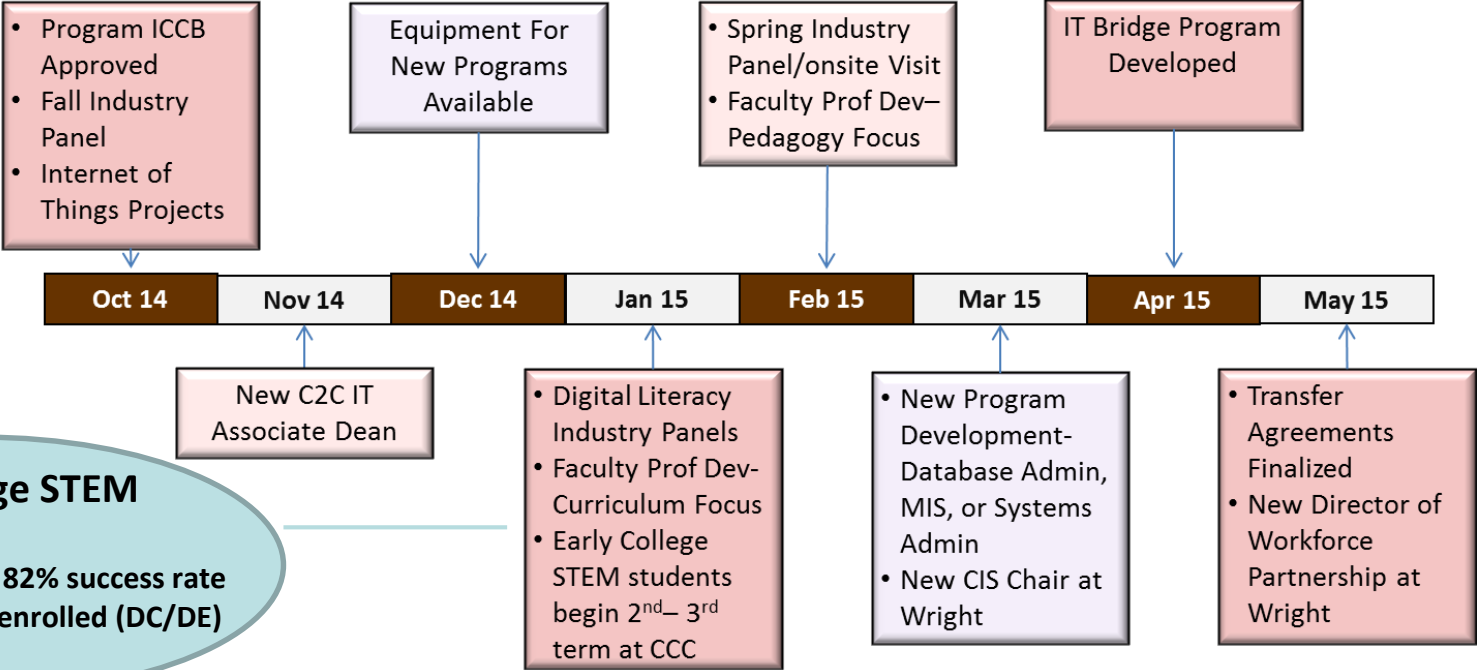
Wright College Fall 2014 Pilot Block



4 New Pathways Launching in SP15; more in development

C2C IT: 2014-2015 Key Initiatives

Initiatives focus on preparing for the SP15 launch of the new programs and the development of additional new programs



Early College STEM

SU14 – 144 students, 82% success rate
 FA14 – 278 students enrolled (DC/DE)



Putting the Pieces Together

What is the
best possible
Wright College for
students?