

31861

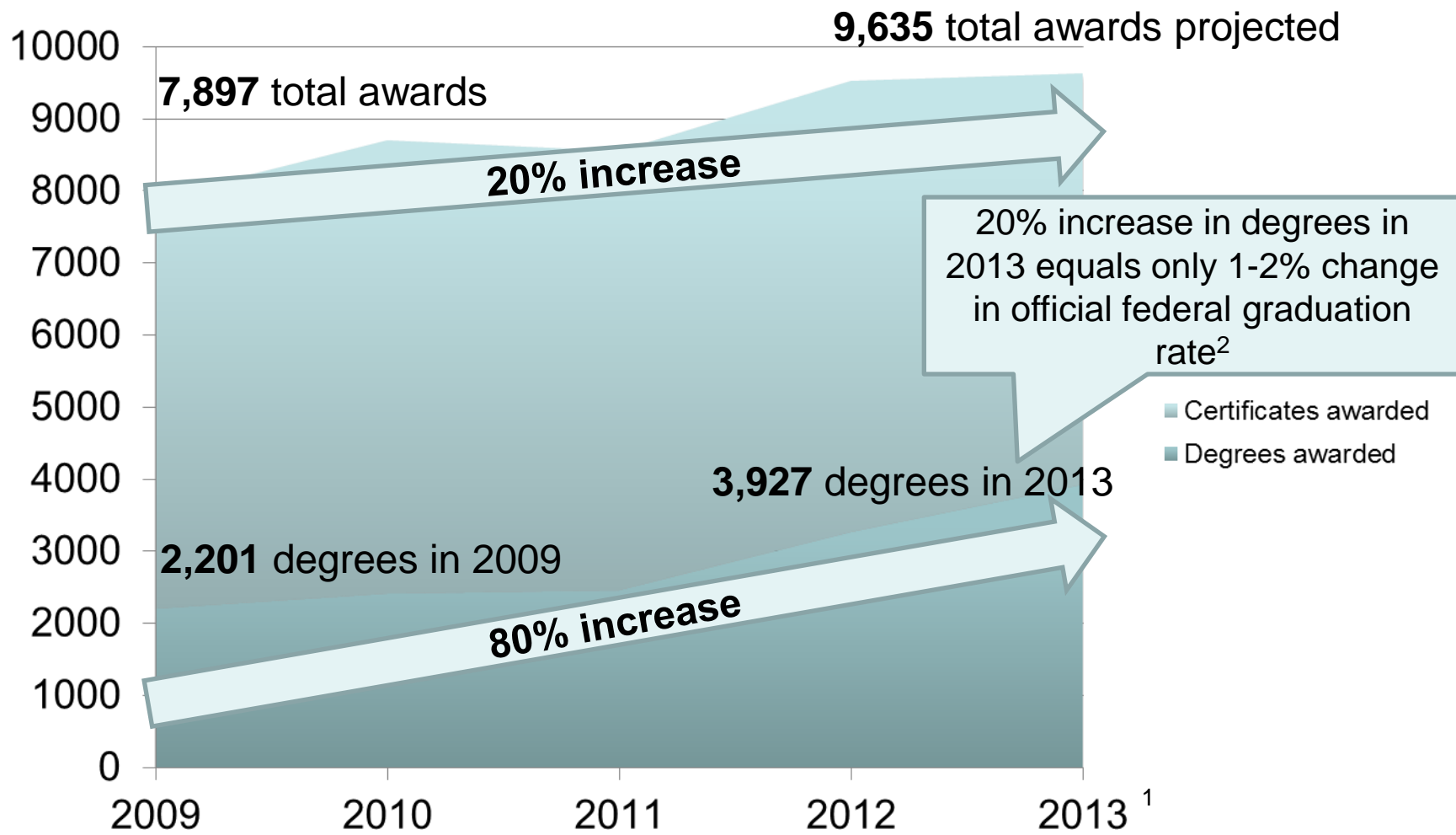
**RECEIVED AND PLACED ON FILE - BOARD OF TRUSTEES
COMMUNITY COLLEGE DISTRICT NO. 508
MAY 2, 2013**

Commencement 2013



CITY COLLEGES
of CHICAGO
Education that Works

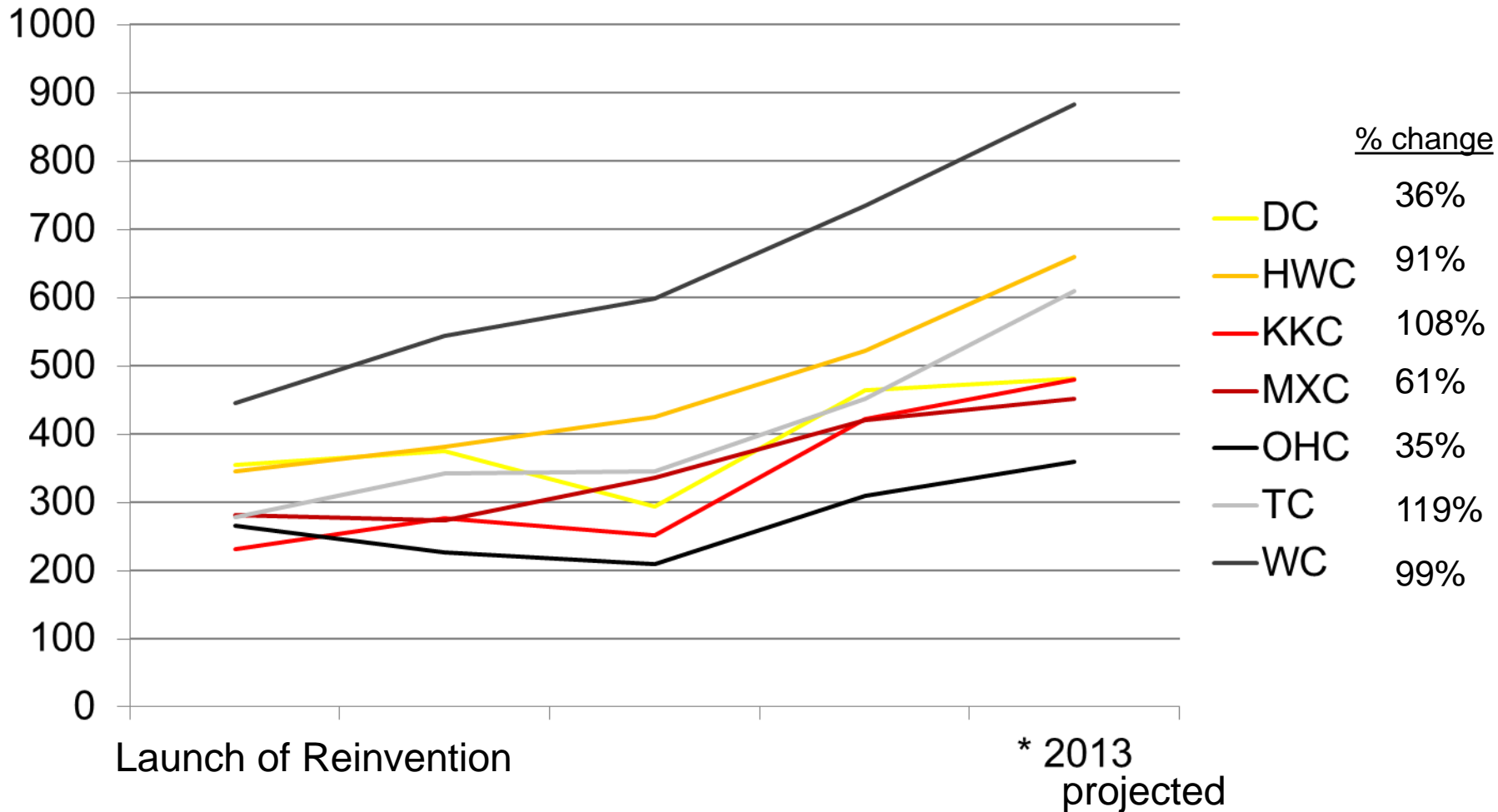
Total CCC completions are up more than 20% since the launch of Reinvention; degrees awarded up nearly 80% over the same period, highest in more than two decades



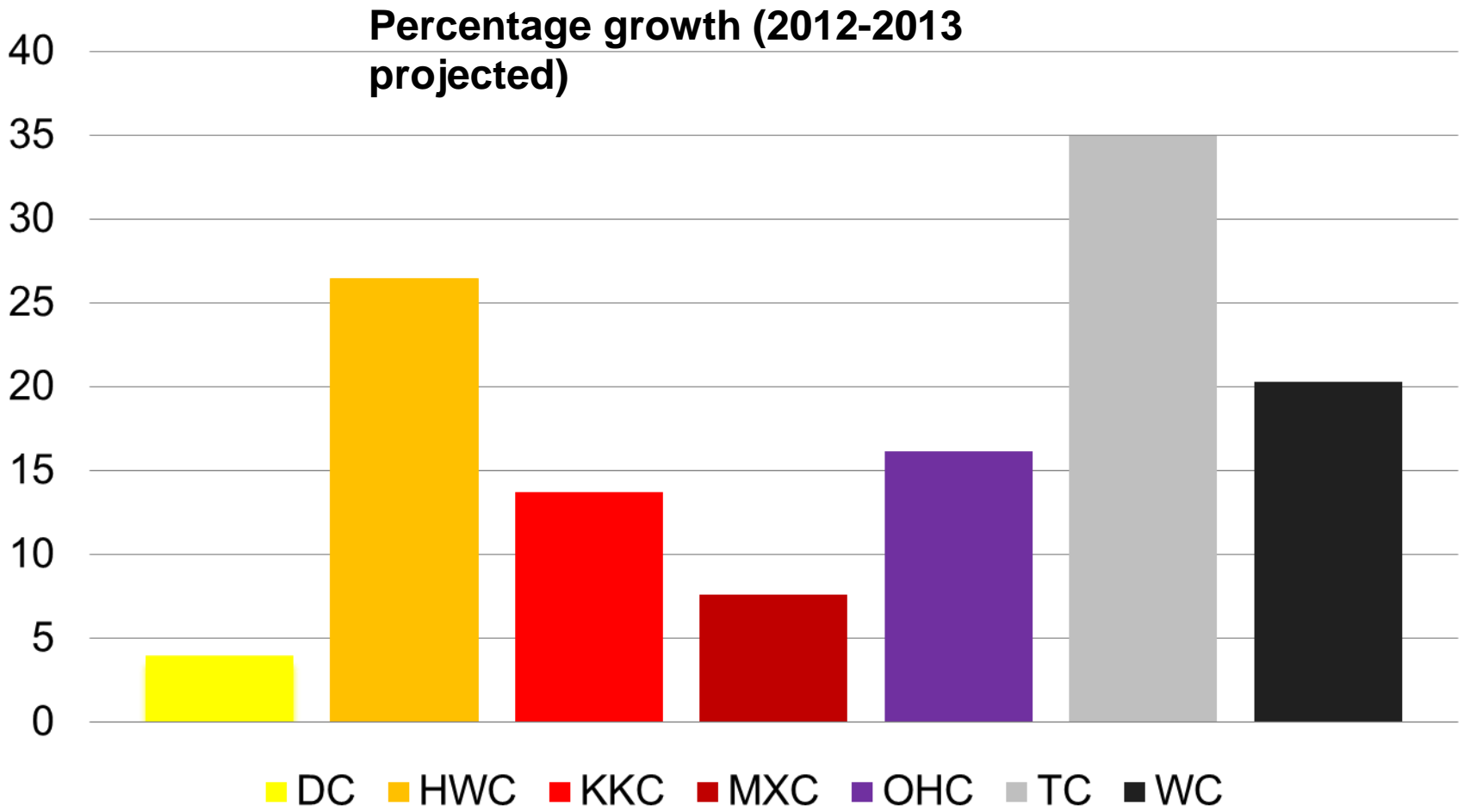
•1 Includes projected completers for Spring 2013

•2 Part-time, full-time students from Spring, students transferring into CCC, and students >3 years to complete are excluded from official DoE IPEDS graduation rate calculation

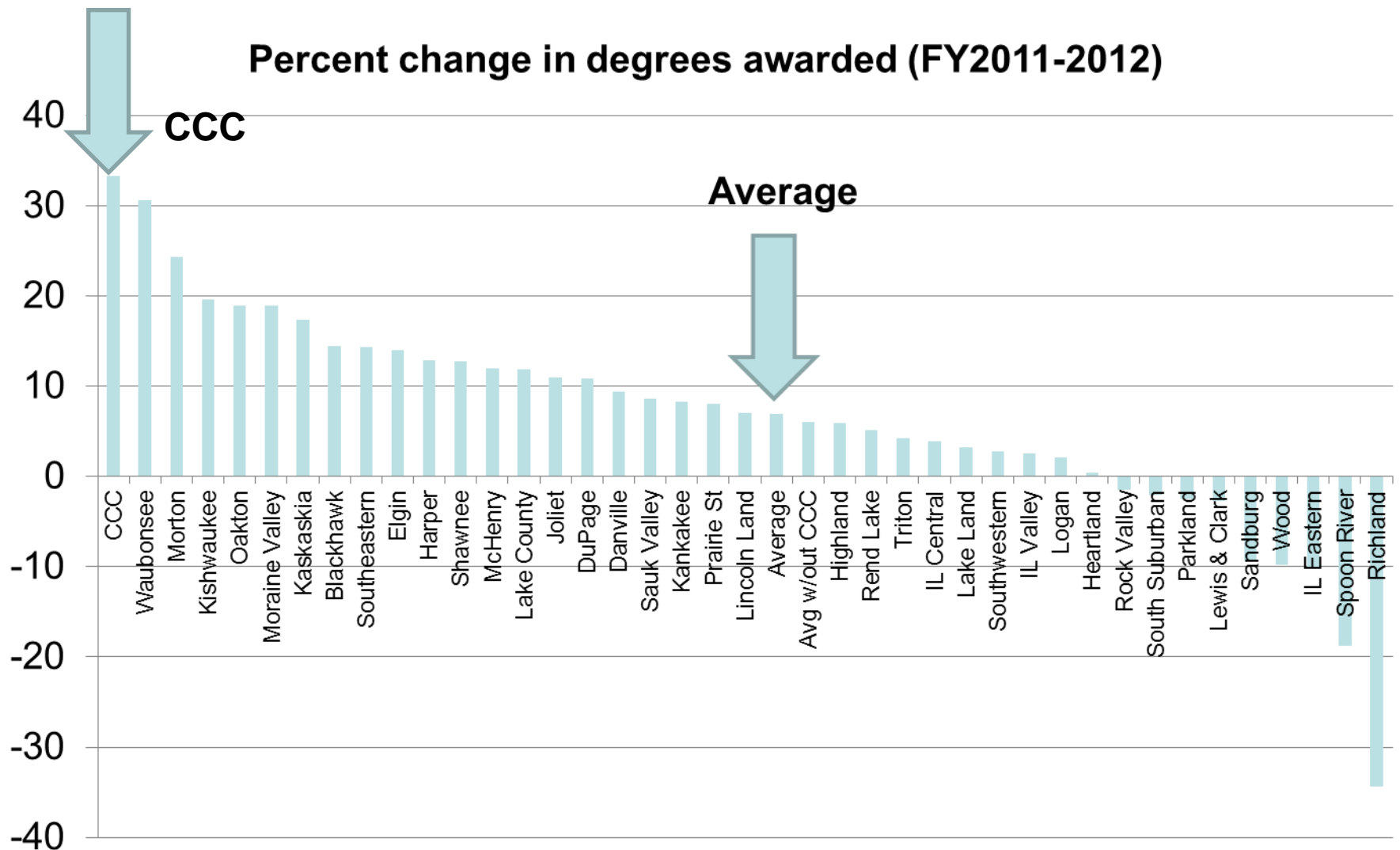
All colleges have experienced double-digit growth in degrees awarded since Reinvention launched, with three colleges near or above 100% growth



In 2013, we expect increases in the percentage of degrees awarded at all colleges



Out of 39 IL community colleges, City Colleges had the greatest percentage increase in degrees awarded between 2011 and 2012, more than 4x the average



Note: CCC and Illinois Eastern are the only multi-college systems in the state.

2013 Participation

Graduates

1,954 graduates have confirmed with ticket requests.

Faculty & Staff

More than 600 faculty and staff will be participating.

Guests

1625 graduates received 4 Pavilion guest tickets.

329 graduates received 4 UIC Tent tickets.

Ticket Distribution



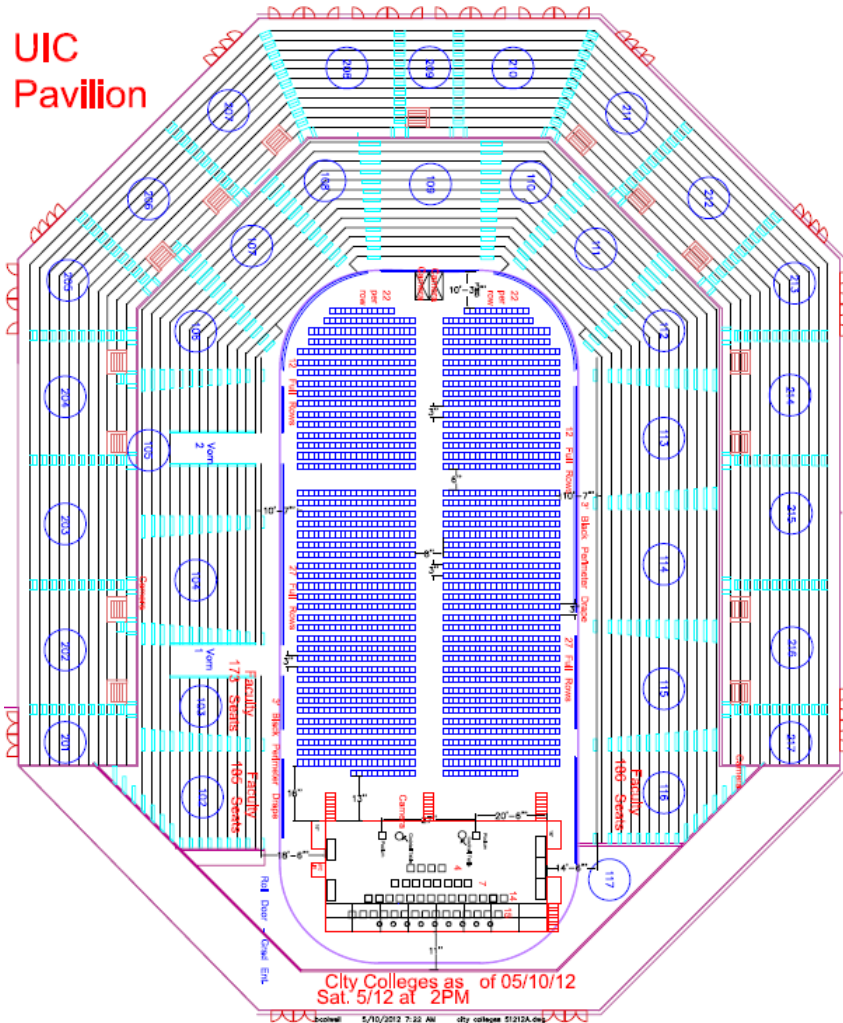
An overflow tent will accommodate guests.

Pavilion tickets were distributed on a first come, first serve basis until depleted.

1650 graduates can be accommodated with 4 Pavilion tickets.

304 graduates will have 4 tent tickets.

UIC Capacity



Total Pavilion Capacity

8900 seats

Guest seating - 6446

Graduate seating - 1954

Pavilion floor - 1800

Section 109 - 154

Processional volunteers included

Faculty & Staff - 500

Mezzanine - 500 reserved

Event Duration Strategies

Stay Within The 3-hour Event Time

Cut load-in time 50%

(from 40 minutes to 20 minutes)

4 lines of student procession entering simultaneously

Faculty process from the mezzanine level

Streamline conferral process

Use of scanner system

Graduates across the stage in 3 seconds

Tighter production management

Little to no down time transitioning between colleges

Engage the Attendees & Personalize Degree Conferral Visuals

Keep graduates, families and friends engaged in the program, so they remain in their seats for the duration of the event.

MARCHING ORDERS TECHNOLOGY

- Spotlights each graduate
- Controls stage flow
- Post event messaging to graduate guests - provides a reason for graduates to encourage their guests to remain in their seats for the entire event

Personalized JumboTron Screen



CITY COLLEGES of CHICAGO
Richard J. Daley
Education that Works

Sergio Morales

Personalized Messages to Graduate's Family and Friends

Shaunda Taylor, Kennedy-King College

I love you Mom, Thomas, and Sarah.
We did it!

CITY COLLEGES OF CHICAGO
GRADUATION 2013

MADE
IN CHICAGO

Top FIVE for reasons for ONE Commencement

- Celebrates the achievements of all of CCC/One District
- Recognizes that an estimated 45% of our students take classes at more than one of our colleges
- Allows for economies of scales in not paying 7 sets of vendors etc.
- Creates unique setting for memorable event
- Too many graduates and guests to fit at the colleges!

Commencement Capacity per College

Based on distribution of 4 guest tickets per tickets

DA

Gymnasium

Max capacity - 1300

Faculty and staff seating 200

Total seating available for grads and guests - 1100

Max grads – 275
2013 graduates - 464

WR

Gymnasium

Max capacity - 1000

Faculty and staff seating 200

Total seating available for grads and guests - 800

Max grads – 175
2013 graduates - 884

KKC

Gymnasium

Max capacity - 1200

Faculty and staff seating 200

Total seating available for grads and guests - 1000

Max grads – 200
2013 graduates - 444

In-house capacity is inferior to expected number of participants at UIC Friday

Commencement Capacity per College

Based on distribution of 4 guest tickets per tickets

TR

Gymnasium

Max capacity - 1200

Faculty and staff
seating 200

Total seating
available for grads
and guests
- 1000

Max grads – 200
2013 graduates
662

MXC

Gymnasium

Max capacity - 1200

Faculty and staff
seating 200

Total seating
available for grads
and guests
- 1000

Max grads – 200
2013 graduates
452

OHC

Gymnasium

Max capacity - 1200

Faculty and staff
seating 200

Total seating
available for grads
and guests
– 1000

Max grads – 200
2013 graduates
359

*In-house capacity is inferior to expected
number of participants at UIC Friday*

Commencement Capacity per College

Based on distribution of 4 guest tickets per graduate

HWC

No capacity

In the past, HWC rented space

2013 graduates

660

Victims of Our Own Success

Higher number of degrees will pose challenges

Larger venue may be needed

- To accommodate graduates and their guests
- To provide parking for graduates and guests

Longer program means

- More time to process the graduates into the venue
- More time to call each graduate's name to receive their diploma

Options here are limited and costly.