

20826

RECEIVED & PLACED
ON FILE

BOARD OF TRUSTEES OF COMMUNITY COLLEGE DISTRICT NO. 508 AUG 6 - 1998
County of Cook and State of Illinois

ENROLLMENT REPORT: SUMMER 1998
CITY COLLEGES OF CHICAGO

THE CHANCELLOR

REPORTS that as of Census Date, unduplicated headcount enrollment in all programs reached 56,549, and the Full-Time-Equivalent (FTE) enrollment reached 30,274 FTE students (Table 1). Opening summer enrollment figures represent a *snapshot of enrollments* as of Census Date (June 30, 1998) and do not include registrations that will take place in several programs during the summer term.

Headcount enrollment in college credit, pre-credit, and vocational skills reached 13,876, a decrease of 3.5 percent compared to summer 1997 (Table 2 and Figure 1). These programs represent the traditional baccalaureate/transfer, occupational and remedial courses in the district. FTE enrollment reached 8,442 students, a decrease of 2.8 percent (Table 3 and Figure 1).

Headcount enrollment in the ALSP program reached 30,472 students, and the FTE enrollment reached 18,806 FTE students (Table 4). In summer 1998, the ALSP instructional modules changed from two eight-week modules to one fourteen-week module, therefore enrollment figures between summer 1997 and summer 1998 are not comparable.

Respectfully submitted,

Wayne Watson
Chancellor

August 6, 1998

TABLE 1. OPENING ENROLLMENT IN ALL PROGRAMS
OFFERED AT CITY COLLEGES OF CHICAGO
SUMMER 1998

Opening summer enrollment figures represent a snapshot of enrollments as of Census Date (June 30, 1998) and do not include registrations that will take place in several programs during summer 1998

	All Programs (Including ALSP) * (1)	
	Unduplicated Headcount	Total FTE * (2)
Daley	7,740	4,252
Kennedy-King	5,159	2,588
Harold Washington	7,009	2,940
Malcolm X	6,589	5,273
Olive-Harvey	6,148	3,529
Truman	14,282	7,798
Wright	9,622	3,894
<hr/>		
City Colleges of Chicago	56,549	30,274

* (1) In summer 1998, the ALSP instructional modules changed from two eight-week modules to one fourteen-week module; therefore enrollment figures between summer 1997 and summer 1998 are not comparable.

* (2) FTE enrollments exclude Special Interest because they do not have a credit hour value.

20826

TABLE 2. OPENING HEADCOUNT ENROLLMENT BY AREA OF INSTRUCTION, SUMMER 1998 * (1)
(EXCLUDING ALSP)

Opening summer enrollment figures represent a snapshot of enrollments as of Census Date (June 30, 1998)
and do not include registrations that will take place in several programs during summer 1998

	College Credit		Pre-Credit		Vocational Skills		Subtotal Duplicated Credit * (2)		Military		Continuing Ed.		Special Interest		CCC Unduplicated Total	
	Enrollment	Change	Enrollment	Change	Enrollment	Change	Enrollment	Change	Enrollment	Change	Enrollment	Change	Enrollment	Change	Enrollment	Change
DA	1,969	-4.5%	57	375.0%	301	18.0%	2,327	-0.1%	0	---	286	-15.9%	1,053	22.6%	3,524	3.6%
		-93		45		46		-2		0		-54		194		121
KK	621	-17.2%	63	-1.6%	660	63.8%	1,344	10.4%	0	---	235	-19.5%	815	11.3%	2,292	7.4%
		-129		-1		257		127		0		-57		83		157
HW * (3)	2,769	7.1%	115	-10.2%	0	---	2,884	1.2%	1,858	5.6%	770	-35.6%	1,849	24.8%	6,910	2.4%
		184		-13		-136		35		99		-425		367		165
MX * (4)	870	-41.8%	71	44.9%	52	26.8%	993	-37.4%	0	---	246	-41.1%	383	-60.6%	1,537	-42.3%
		-626		22		11		-593		0		-172		-589		-1125
OH	1,676	5.4%	74	-10.8%	0	---	1,750	4.6%	0	---	442	19.8%	1,689	2.7%	3,556	0.5%
		86		-9		0		77		0		73		44		19
TR	1,775	6.2%	41	-24.1%	292	-15.4%	2,108	1.8%	0	---	490	-5.8%	978	0.4%	3,247	1.0%
		103		-13		-53		37		0		-30		4		33
WR	2,435	-5.0%	0	-100.0%	35	-46.2%	2,470	-7.1%	0	---	297	3.1%	2,887	2.0%	5,477	-2.5%
		-128		-31		-30		-189		0		9		57		-141
CCC	12,115	-4.7%	421	0.0%	1,340	7.6%	13,876	-3.5%	1,858	5.6%	2,766	-19.2%	9,854	1.7%	26,543	-2.8%
		-603		0		95		-508		99		-656		160		-771

20826

* (1) ALSP enrollments in summer 1998 are reported separately in Table 4. In summer 1998, the ALSP instructional modules changed from two eight-week modules to one fourteen-week module; therefore enrollment figures between summer 1997 and summer 1998 are not comparable.

* (2) Subtotal duplicated credit includes college credit, pre-credit and vocational skills which represent the traditional baccalaureate/transfer, occupational and remedial programs in the district.

* (3) Military programs include credit courses delivered by HWC to U.S. forces stationed in Europe, Asia, the Middle East, Cuba and the continental U.S.

The Police Academy Program offered at HWC through Vocational Skills has a different calendar. In summer 1998, this program will start registration after census date.

* (4) In summer 1997, Malcolm X College enrolled 250 students in credit, 250 students in continuing education and 250 students in special interest courses through a special program with Chicago Public Schools. This program was not implemented in summer 1998.

TABLE 3. OPENING FULL-TIME EQUIVALENT (FTE) ENROLLMENT BY AREA OF INSTRUCTION, SUMMER 1998 * (1)
(EXCLUDING ALSP)

Opening summer enrollment figures represent a snapshot of enrollments as of Census Date (June 30, 1998)
and do not include registrations that will take place in several programs during summer 1998

	College Credit		Pre-Credit		Vocational Skills		Subtotal Credit * (2)		Military		Continuing Ed.		Total CCC	
	Enrollment	Change	Enrollment	Change	Enrollment	Change	Enrollment	Change	Enrollment	Change	Enrollment	Change	Enrollment	Change
DA	1,190	-3.2%	36	300.0%	115	-12.9%	1,341	-2.1%	0	—	88	-34.3%	1,429	-5.0%
		-39		27		-17		-29		0		-46		-75
KK	366	-16.2%	32	-8.6%	438	73.8%	836	15.5%	0	—	119	-29.2%	955	7.1%
		-71		-3		186		112		0		-49		63
HW * (3)	1,753	16.5%	122	-15.9%	0	—	1,875	5.6%	758	-3.6%	265	-25.1%	2,898	-0.6%
		248		-23		-126		99		-28		-89		-18
MX * (4)	569	-36.6%	94	67.9%	7	40.0%	670	-30.1%	0	—	164	-25.5%	834	-29.2%
		-328		38		2		-288		0		-56		-344
OH	961	-4.5%	48	-4.0%	0	—	1,009	-4.5%	0	—	275	62.7%	1,284	4.8%
		-45		-2		0		-47		0		108		59
TR	1,091	5.3%	49	-24.6%	128	4.9%	1,268	3.7%	0	—	144	-25.8%	1,412	-0.4%
		55		-16		6		45		0		-50		-5
WR	1,422	-6.1%	0	-100.0%	21	-38.2%	1,443	-8.3%	0	—	205	18.5%	1,648	-5.7%
		-93		-25		-13		-131		0		32		-99
CCC	7,352	-3.6%	381	-1.0%	709	5.7%	8,442	-2.8%	758	-3.6%	1,260	-10.8%	10,460	-3.9%
		-273		-4		38		-239		-28		-152		-419

20826

Special Interest FTE enrollments are not reported because they do not have a credit hour value.

* (1) ALSP enrollments in summer 1998 are reported separately in Table 3. In summer 1998, the ALSP instructional modules changed from two eight-week modules to one fourteen-week module; therefore enrollment figures between summer 1997 and summer 1998 are not comparable.

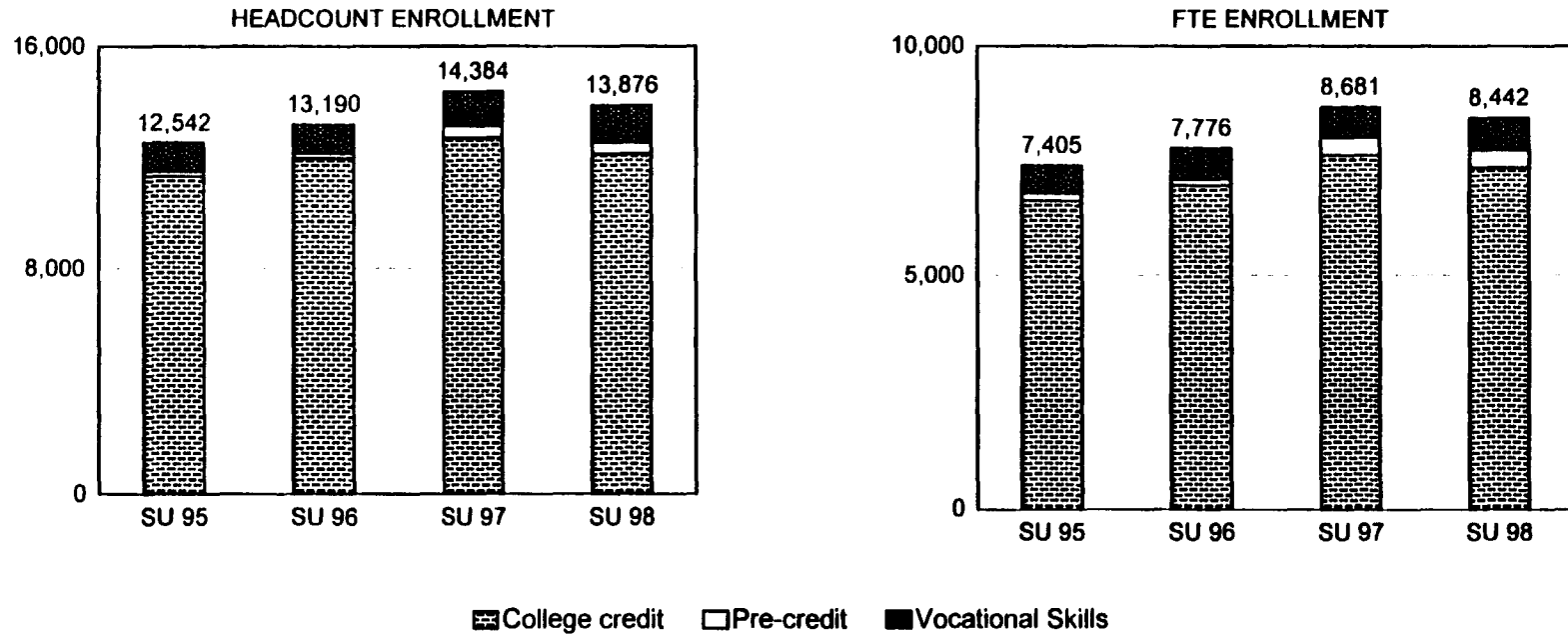
* (2) Subtotal duplicated credit includes college credit, pre-credit and vocational skills which represent the traditional baccalaureate/transfer, occupational and remedial programs in the district.

* (3) Military programs include credit courses delivered by HWC to U.S forces stationed in Europe, Asia, the Middle East, Cuba and the continental U.S.

The Police Academy Program offered at HWC through Vocational Skills has a different calendar. In summer 1998, this program will start registration after census date.

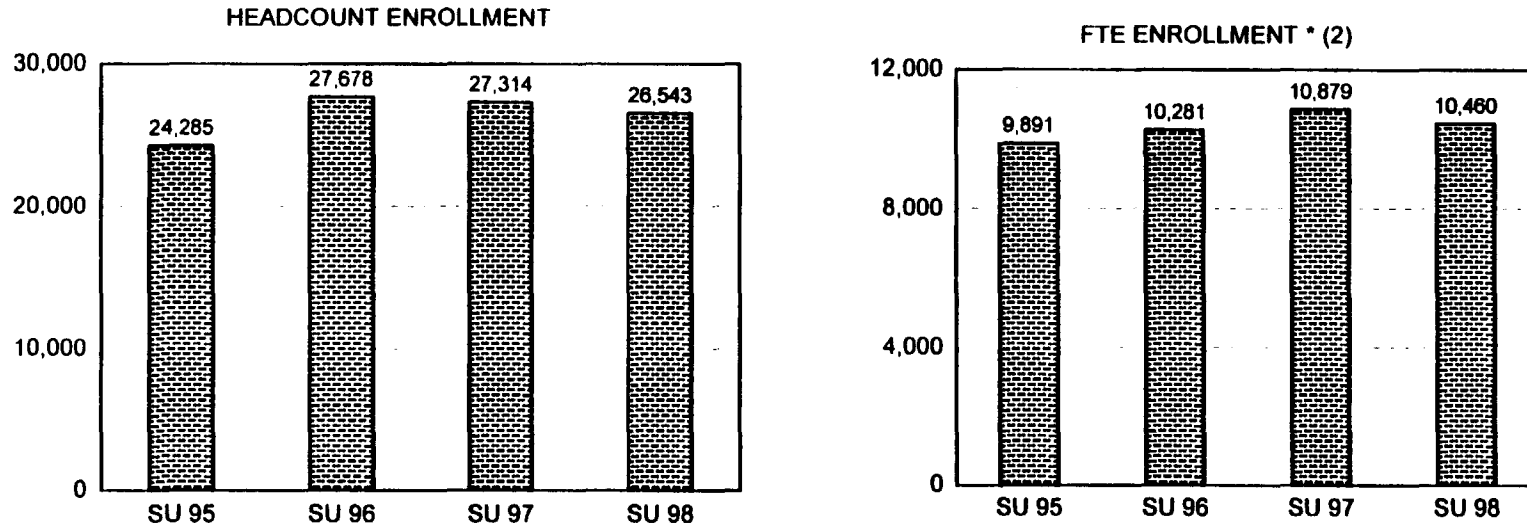
* (4) In summer 1997, Malcolm X College enrolled students in credit, continuing education and special interest courses through a special program with Chicago Public Schools. This program was not implemented in summer 1998.

**FIGURE 1
FOUR-YEAR ENROLLMENT TREND
DUPLICATED CREDIT * (1)
COLLEGE CREDIT, PRE-CREDIT AND VOCATIONAL SKILLS PROGRAMS**



* (1) Duplicated credit represents the traditional baccalaureate/transfer, occupational and remedial programs in the district.

FIGURE 2
FOUR-YEAR ENROLLMENT TREND
ALL PROGRAMS UNDUPLICATED (EXCLUDING ALSP) * (1)



* (1) In summer 1998, the ALSP instructional modules changed from two eight-week modules to one fourteen module; therefore enrollment figures between summer 1997 and summer 1998 are not comparable.

* (2) FTE enrollment excludes Special Interest because they do not have a credit hour value.

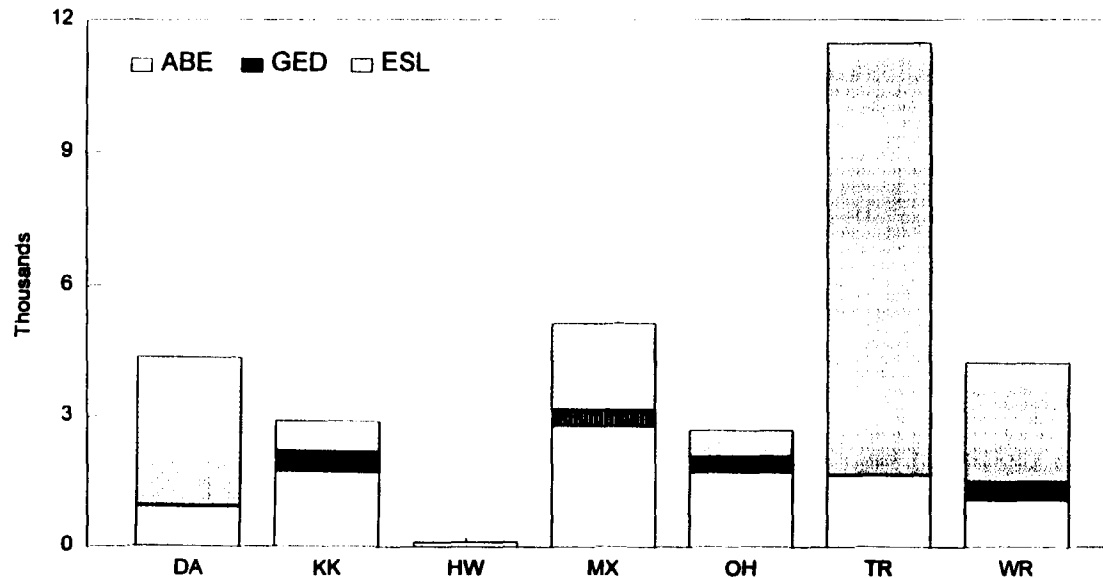
9286

TABLE 4. OPENING ENROLLMENT IN THE ALSP PROGRAM, SUMMER 1998

Opening summer enrollment figures represent a snapshot of enrollments as of Census Date (June 30, 1998) and do not include registrations that will take place in several programs during summer 1998

	ABE		GED		ESL		ALSP	
	Headcount	FTE	Headcount	FTE	Headcount	FTE	Unduplicated Headcount	FTE
Daley	921	571	37	25	3,404	2,219	4,253	2,815
Kennedy-King	1,730	980	472	307	709	347	2,898	1,634
Harold Washington	107	29	0	0	17	10	124	39
Malcolm X	2,778	2,488	422	408	1,955	1,545	5,082	4,441
Olive-Harvey	1,731	1,483	379	341	605	421	2,676	2,245
Truman	1,651	967	35	11	9,790	5,406	11,249	6,385
Wright	1,093	609	438	244	2,727	1,394	4,190	2,247
City Colleges of Chicago	10,011	7,127	1,783	1,336	19,207	11,342	30,472	19,806

FIGURE 3. ALSP HEADCOUNT DISTRIBUTION BY AREA OF INSTRUCTION
SUMMER 1998



In summer 1998, the ALSP instructional modules changed from two eight-week modules to one fourteen-week module. Therefore, enrollment figures between summer 1997 and summer 1998 are not comparable.

ALSP, Adult Learning Skills Program
ABE, Adult Basic Education
GED, General Education Development
ESL, English-as-a-Second-Language

20826

RECEIVED & PLACED
ON FILE

BOARD OF TRUSTEES OF COMMUNITY COLLEGE DISTRICT NO. 508 AUG 6 - 1998
County of Cook and State of Illinois

ENROLLMENT REPORT: SUMMER 1998
CITY COLLEGES OF CHICAGO

THE CHANCELLOR

REPORTS that as of Census Date, unduplicated headcount enrollment in all programs reached 56,549, and the Full-Time-Equivalent (FTE) enrollment reached 30,274 FTE students (Table 1). Opening summer enrollment figures represent a *snapshot of enrollments* as of Census Date (June 30, 1998) and do not include registrations that will take place in several programs during the summer term.

Headcount enrollment in college credit, pre-credit, and vocational skills reached 13,876, a decrease of 3.5 percent compared to summer 1997 (Table 2 and Figure 1). These programs represent the traditional baccalaureate/transfer, occupational and remedial courses in the district. FTE enrollment reached 8,442 students, a decrease of 2.8 percent (Table 3 and Figure 1).

Headcount enrollment in the ALSP program reached 30,472 students, and the FTE enrollment reached 18,806 FTE students (Table 4). In summer 1998, the ALSP instructional modules changed from two eight-week modules to one fourteen-week module, therefore enrollment figures between summer 1997 and summer 1998 are not comparable.

Respectfully submitted,

Wayne Watson
Chancellor

August 6, 1998

TABLE 1. OPENING ENROLLMENT IN ALL PROGRAMS
OFFERED AT CITY COLLEGES OF CHICAGO
SUMMER 1998

Opening summer enrollment figures represent a snapshot of enrollments as of Census Date (June 30, 1998) and do not include registrations that will take place in several programs during summer 1998

	All Programs (Including ALSP) * (1)	
	Unduplicated Headcount	Total FTE * (2)
Daley	7,740	4,252
Kennedy-King	5,159	2,588
Harold Washington	7,009	2,940
Malcolm X	6,589	5,273
Olive-Harvey	6,148	3,529
Truman	14,282	7,798
Wright	9,622	3,894
<hr/>		
City Colleges of Chicago	56,549	30,274

* (1) In summer 1998, the ALSP instructional modules changed from two eight-week modules to one fourteen-week module; therefore enrollment figures between summer 1997 and summer 1998 are not comparable.

* (2) FTE enrollments exclude Special Interest because they do not have a credit hour value.

20826

TABLE 2. OPENING HEADCOUNT ENROLLMENT BY AREA OF INSTRUCTION, SUMMER 1998 * (1)
(EXCLUDING ALSP)

Opening summer enrollment figures represent a snapshot of enrollments as of Census Date (June 30, 1998)
and do not include registrations that will take place in several programs during summer 1998

	College Credit		Pre-Credit		Vocational Skills		Subtotal		Military		Continuing Ed.		Special Interest		CCC			
	Enrollment	Change	Enrollment	Change	Enrollment	Change	Duplicated Credit * (2)		Enrollment	Change	Enrollment	Change	Enrollment	Change	Enrollment	Change	Unduplicated Total	
							Enrollment	Change									Enrollment	Change
DA	1,969	-4.5%	57	375.0%	301	18.0%	2,327	-0.1%	0	--	286	-15.9%	1,053	22.6%	3,524	3.6%		
		-93		45		46					0			-54		194		121
KK	621	-17.2%	63	-1.6%	660	63.8%	1,344	10.4%	0	--	235	-19.5%	815	11.3%	2,292	7.4%		
		-129		-1		257					0			-57		83		157
HW * (3)	2,769	7.1%	115	-10.2%	0	--	2,884	1.2%	1,858	5.6%	770	-35.6%	1,849	24.8%	6,910	2.4%		
		184		-13		-136				99				-425		367		165
MX * (4)	870	-41.8%	71	44.9%	52	26.8%	993	-37.4%	0	--	246	-41.1%	383	-60.6%	1,537	-42.3%		
		-626		22		11				0				-172		-589		-1125
OH	1,676	5.4%	74	-10.8%	0	--	1,750	4.6%	0	--	442	19.8%	1,689	2.7%	3,556	0.5%		
		86		-9		0				0				73		44		19
TR	1,775	6.2%	41	-24.1%	292	-15.4%	2,108	1.8%	0	--	490	-5.8%	978	0.4%	3,247	1.0%		
		103		-13		-53				0				-30		4		33
WR	2,435	-5.0%	0	-100.0%	35	-46.2%	2,470	-7.1%	0	--	297	3.1%	2,887	2.0%	5,477	-2.5%		
		-128		-31		-30				0				9		57		-141
CCC	12,115	-4.7%	421	0.0%	1,340	7.6%	13,876	-3.5%	1,858	5.6%	2,766	-19.2%	9,654	1.7%	26,543	-2.8%		
		-603		0		95				99				-656		160		-771

20826

* (1) ALSP enrollments in summer 1998 are reported separately in Table 4. In summer 1998, the ALSP instructional modules changed from two eight-week modules to one fourteen-week module; therefore enrollment figures between summer 1997 and summer 1998 are not comparable.

* (2) Subtotal duplicated credit includes college credit, pre-credit and vocational skills which represent the traditional baccalaureate/transfer, occupational and remedial programs in the district.

* (3) Military programs include credit courses delivered by HWC to U.S. forces stationed in Europe, Asia, the Middle East, Cuba and the continental U.S.

The Police Academy Program offered at HWC through Vocational Skills has a different calendar. In summer 1998, this program will start registration after census date.

* (4) In summer 1997, Malcolm X College enrolled 250 students in credit, 250 students in continuing education and 250 students in special interest courses through a special program with Chicago Public Schools. This program was not implemented in summer 1998.

TABLE 3. OPENING FULL-TIME EQUIVALENT (FTE) ENROLLMENT BY AREA OF INSTRUCTION, SUMMER 1998 * (1)
(EXCLUDING ALSP)

Opening summer enrollment figures represent a snapshot of enrollments as of Census Date (June 30, 1998)
and do not include registrations that will take place in several programs during summer 1998

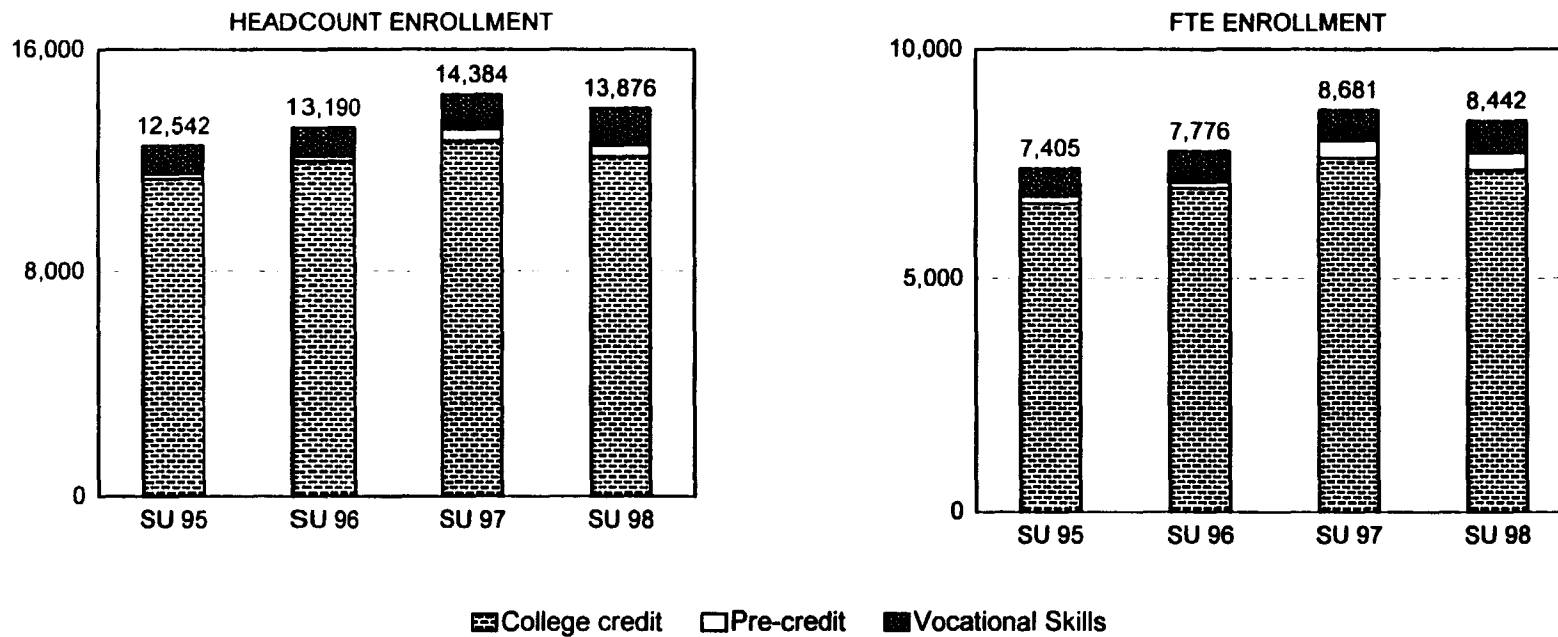
	College Credit		Pre-Credit		Vocational Skills		Subtotal Credit * (2)		Military		Continuing Ed.		Total CCC	
	Enrollment	Change	Enrollment	Change	Enrollment	Change	Enrollment	Change	Enrollment	Change	Enrollment	Change	Enrollment	Change
DA	1,190	-3.2%	36	300.0%	115	-12.9%	1,341	-2.1%	0	—	88	-34.3%	1,429	-5.0%
		-39		27		-17		-29		0		-46		-75
KK	366	-16.2%	32	-8.6%	438	73.8%	836	15.5%	0	—	119	-29.2%	955	7.1%
		-71		-3		186		112		0		-49		63
HW * (3)	1,753	16.5%	122	-15.9%	0	—	1,875	5.6%	758	-3.6%	265	-25.1%	2,898	-0.6%
		248		-23		-126		99		-28		-89		-18
MX * (4)	569	-36.6%	94	67.9%	7	40.0%	670	-30.1%	0	—	164	-25.5%	834	-29.2%
		-328		38		2		-288		0		-56		-344
OH	961	-4.5%	48	-4.0%	0	—	1,009	-4.5%	0	—	275	62.7%	1,284	4.8%
		-45		-2		0		-47		0		106		59
TR	1,091	5.3%	49	-24.6%	128	4.9%	1,268	3.7%	0	—	144	-25.8%	1,412	-0.4%
		55		-16		6		45		0		-50		-5
WR	1,422	-6.1%	0	-100.0%	21	-38.2%	1,443	-8.3%	0	—	205	18.5%	1,648	-5.7%
		-93		-25		-13		-131		0		32		-99
CCC	7,352	-3.6%	381	-1.0%	709	5.7%	8,442	-2.8%	758	-3.6%	1,280	-10.8%	10,460	-3.9%
		-273		-4		38		-239		-28		-152		-419

20826

Special Interest FTE enrollments are not reported because they do not have a credit hour value.

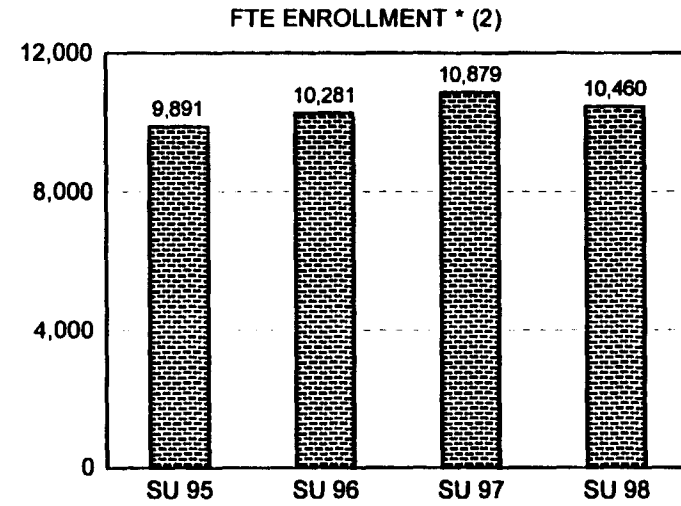
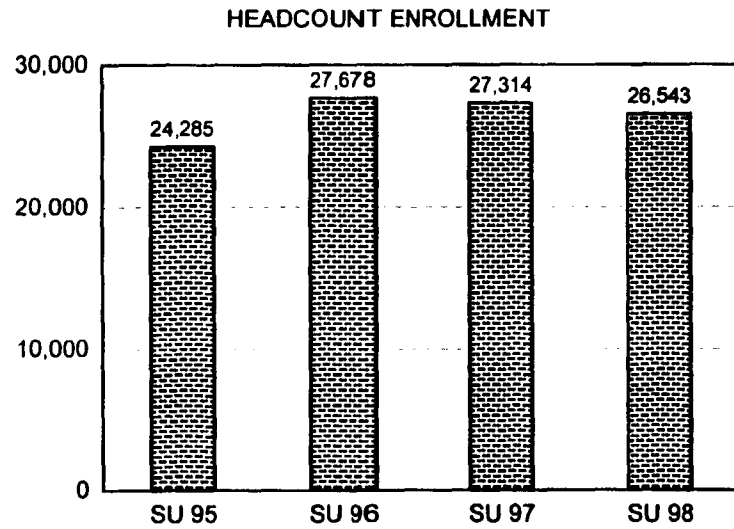
- * (1) ALSP enrollments in summer 1998 are reported separately in Table 3. In summer 1998, the ALSP instructional modules changed from two eight-week modules to one fourteen-week module; therefore enrollment figures between summer 1997 and summer 1998 are not comparable.
- * (2) Subtotal duplicated credit includes college credit, pre-credit and vocational skills which represent the traditional baccalaureate/transfer, occupational and remedial programs in the district.
- * (3) Military programs include credit courses delivered by HWC to U.S forces stationed in Europe, Asia, the Middle East, Cuba and the continental U.S.
The Police Academy Program offered at HWC through Vocational Skills has a different calendar. In summer 1998, this program will start registration after census date.
- * (4) In summer 1997, Malcolm X College enrolled students in credit, continuing education and special interest courses through a special program with Chicago Public Schools.
This program was not implemented in summer 1998.

FIGURE 1
FOUR-YEAR ENROLLMENT TREND
DUPPLICATED CREDIT * (1)
COLLEGE CREDIT, PRE-CREDIT AND VOCATIONAL SKILLS PROGRAMS



* (1) Duplicated credit represents the traditional baccalaureate/transfer, occupational and remedial programs in the district.

FIGURE 2
FOUR-YEAR ENROLLMENT TREND
ALL PROGRAMS UNDUPLICATED (EXCLUDING ALSP) * (1)



* (1) In summer 1998, the ALSP instructional modules changed from two eight-week modules to one fourteen module; therefore enrollment figures between summer 1997 and summer 1998 are not comparable.

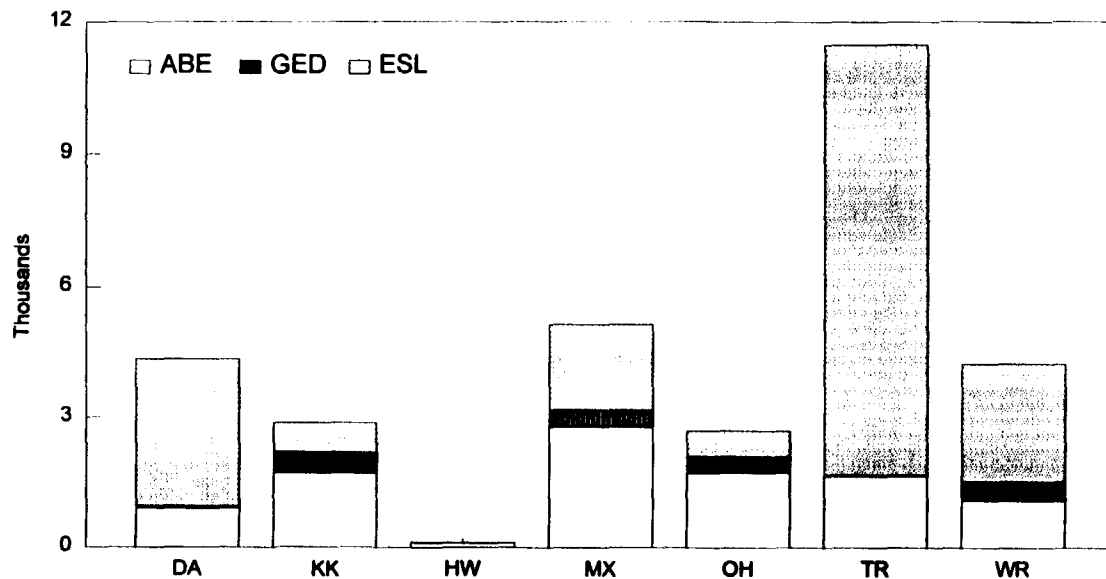
* (2) FTE enrollment excludes Special Interest because they do not have a credit hour value.

TABLE 4. OPENING ENROLLMENT IN THE ALSP PROGRAM, SUMMER 1998

Opening summer enrollment figures represent a snapshot of enrollments as of Census Date (June 30, 1998) and do not include registrations that will take place in several programs during summer 1998

	ABE		GED		ESL		ALSP	
	Headcount	FTE	Headcount	FTE	Headcount	FTE	Unduplicated Headcount	FTE
Daley	921	571	37	25	3,404	2,219	4,253	2,815
Kennedy-King	1,730	980	472	307	709	347	2,898	1,634
Harold Washington	107	29	0	0	17	10	124	39
Malcolm X	2,778	2,488	422	408	1,955	1,545	5,082	4,441
Olive-Harvey	1,731	1,483	379	341	605	421	2,676	2,245
Truman	1,651	967	35	11	9,790	5,406	11,249	6,385
Wright	1,093	609	438	244	2,727	1,394	4,190	2,247
City Colleges of Chicago	10,011	7,127	1,783	1,336	19,207	11,342	30,472	19,806

FIGURE 3. ALSP HEADCOUNT DISTRIBUTION BY AREA OF INSTRUCTION SUMMER 1998



In summer 1998, the ALSP instructional modules changed from two eight-week modules to one fourteen-week module. Therefore, enrollment figures between summer 1997 and summer 1998 are not comparable.

ALSP, Adult Learning Skills Program
 ABE, Adult Basic Education
 GED, General Education Development
 ESL, English-as-a-Second-Language

0826